

Provider Solvency Quarterly Update

October 17, 2018

Michelle Yamanaka
Supervising Examiner, Office of Financial Review

Risk Bearing Organization (RBO) Financial Reporting as of 6/30/18

188 Risk Bearing Organizations are required to file survey reports:

Annually:

- All RBOs file Annual Survey Reports

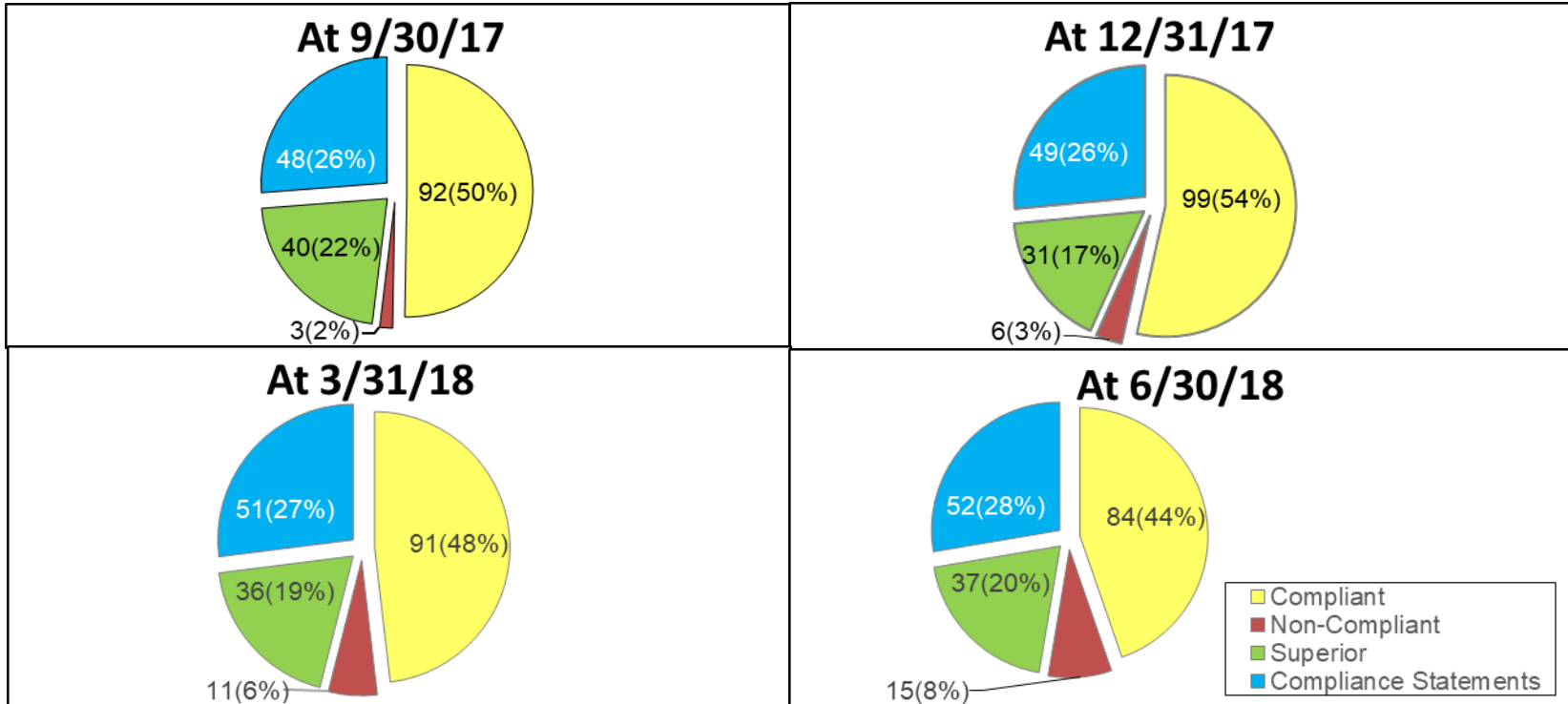
Quarterly:

- 136 RBOs file Quarterly Survey Reports
- 52 RBOs file Compliance Statements

Monthly:

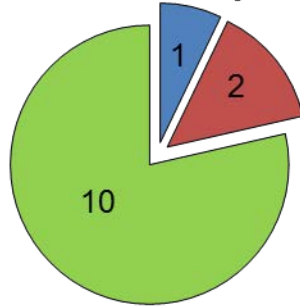
- 9 RBOs file monthly financial statements

Status of all Risk Bearing Organizations

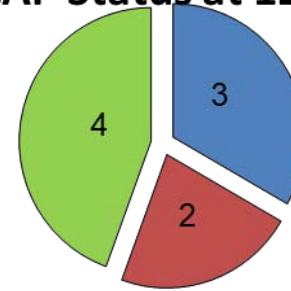


Status of Corrective Action Plans by RBO

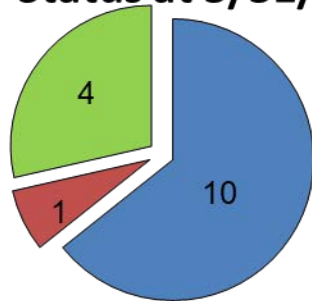
CAP Status at 9/30/17



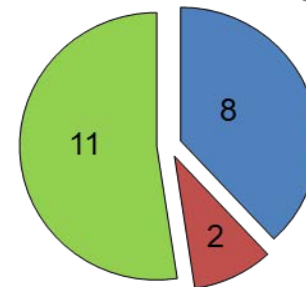
CAP Status at 12/31/17



CAP Status at 3/31/18



CAP Status at 6/30/18



■ New
■ Worse
■ Improving

CAP Review Summary as of 6/30/18

RBO	Enrollment at FYE	Deficiency	CAP Review as of					Year 2016
			QE 6/30/18	QE 3/31/18	QE 12/31/17	QE 9/30/17	QE 6/30/17	
Accountable Health Care IPA	150k-200k	TNE,WC,CC	X	X	X	X	X	
Allied Physicians of California, A Professional Medical Corporation	200k+	CT	X					
Asian American Medical Group	5k-10k	CT				X	X	X
Bright Health Physicians of PIH	50k-75k	CT						X
Bright Health Physicians of PIH	50k-75k	WC						X
Cal Care IPA, Inc.	20k-30k	CT	X	X				
Children First Medical Group, Inc.	50k-75k	CT						X
Chinese Community Health Care Association	10k-15k	CT				X	X	X
College Health IPA	200k+	CT						X
DaVita Medical Associates California, Inc.	200k+	TNE	X	X				
Desert Valley Medical Group	0-5k	TNE,WC		X	X	X	X	X
Encompass Medical Group	0-5k	TNE,WC	X	X				
Facey Medical Foundation	75k-100k	WC					X	X
Family Care Specialists Medical Group	10k-15k	CT					X	
Fenix Health Medical Group	0-5k	TNE,WC						X
Health Connect Medical Group	0-5k	TNE,CC	X	X		X		
Horizon Valley Medical Group	15k-20k	TNE						X
Imperial Health Holdings, A Professional Medical Corporation	10k-15k	CT	X			X	X	
Independence Medical Group	100k-150k	TNE,WC						X
Jade Health Care Medical Group	10k-15k	TNE,WC,CC	X	X	X	X	X	X

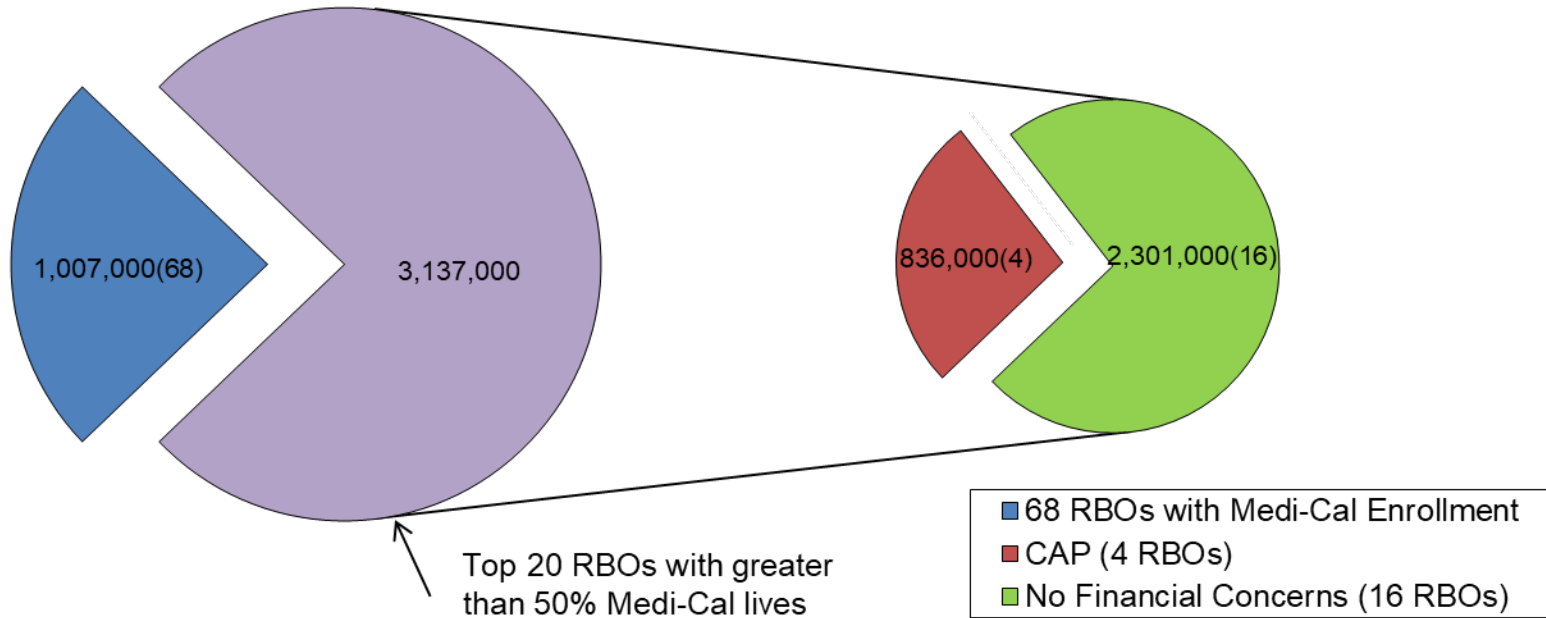
Deficiency
CT – Claims Timeliness
CC – Cash-to-Claims Ratio
TNE – Tangible Net Equity
WC – Working Capital

CAP Review Summary as of 6/30/18

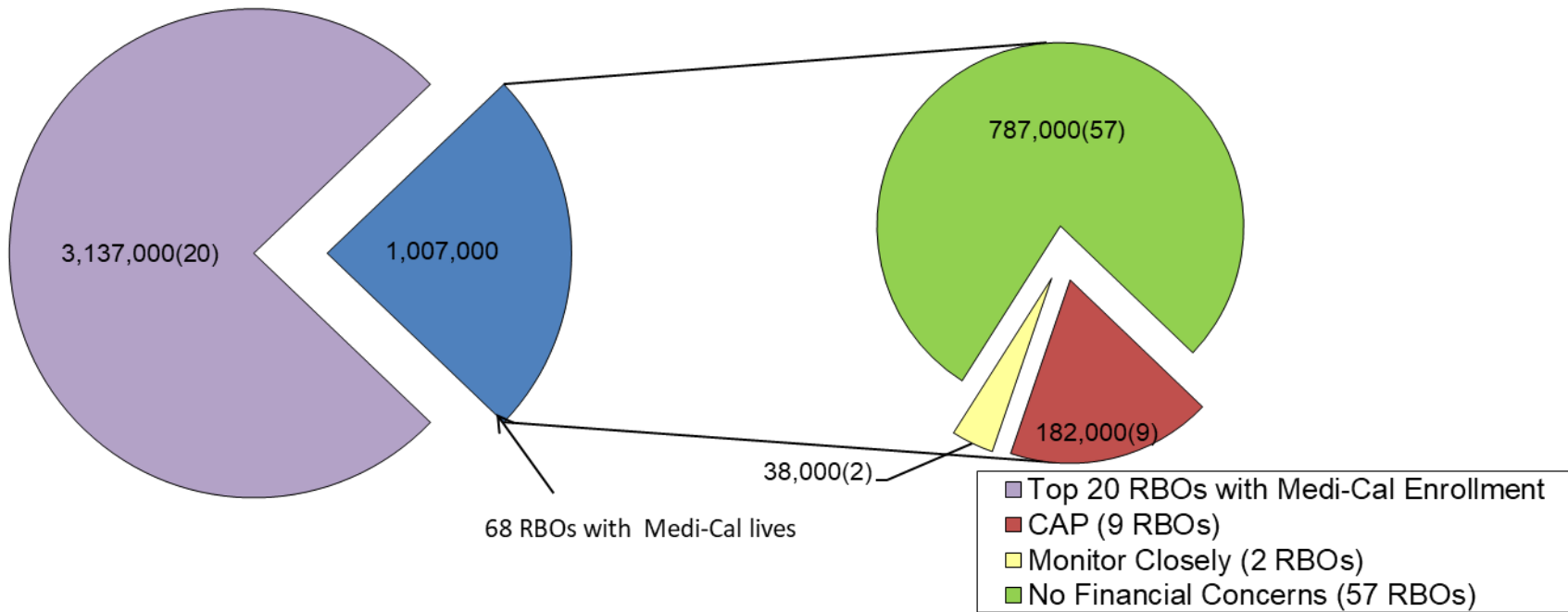
RBO	Enrollment at FYE	Deficiency	CAP Review as of					Year 2016
			QE 6/30/18	QE 3/31/18	QE 12/31/17	QE 9/30/17	QE 6/30/17	
Joseph M. Molina, M.D., Professional Corp.	75k-100k	TNE,WC	X					
Leisure World Managed Care	0-5k	TNE,WC	X	X				
Los Angeles Medical Center	15k-20k	CT	X	X				
Marin IPA	20-30k	CT				X	X	
Merit IPA (Meritage Medical Network)	0-5k	TNE,WC,CC			X	X	X	
Montage Medical Group	0-5k	TNE	X					
Nivano Physicians, Inc.	40k-50k	TNE,WC,CC	X	X	X	X	X	X
Northern California Physicians Care Network, Inc.	0-5k	TNE,WC,CC						X
Omnicare Medical Group	30k-40k	TNE,CC						X
Physicians Medical Group of San Jose	75k-100k	CT					X	X
Pioneer Provider Network	30k-40k	TNE,WC	X	X				
Qualcare Incorporated	0-5k	TNE	X	X	X			X
San Benito Medical Associates, Inc.	0-5k	CT	X					
San Bernardino Medical Group	10k-15k	TNE,CC	X	X				
Santa Clara County IPA	20k-30k	TNE						X
Sequoia Health IPA, Inc.	30k-40k	TNE,WC	X					
Southern California Children's Health Care Network, A Medical Group, Inc.	0-5k	CT	X					
Vantage Medical Group	200k+	CT	X	X				
Verity Medical Foundation	15k-20k	TNE,WC,CC,CT	X			X	X	X

Deficiency
CT – Claims Timeliness
CC – Cash-to-Claims Ratio
TNE – Tangible Net Equity
WC – Working Capital

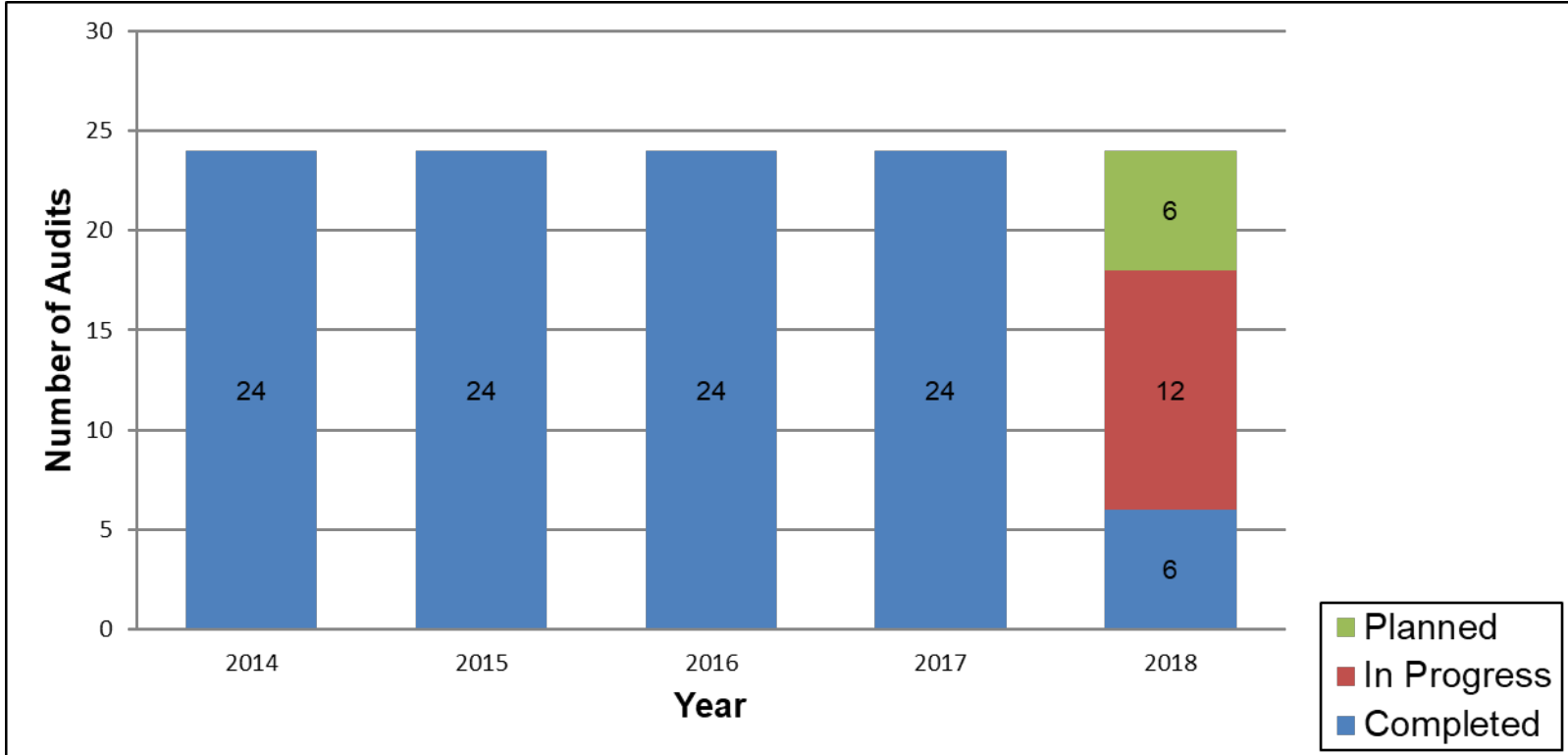
Top 20 RBOs with Greater than 50% Estimated Medi-Cal Lives



Remaining RBOs with Medi-Cal Lives



RBO Audits



Questions