

Health Plan Quarterly Update

October 17, 2018

Stephen Babich

Supervising Examiner, Office of Financial Review

Knox-Keene Licensed Plans

	9/18/2017	9/18/2018
Full Service (Health)	74	78
Dental	15	15
Behavioral Health	12	13
Vision	9	9
Pharmacy (Medicare Part D)	3	2
Discount	3	3
Chiropractic	3	3
Dental/Vision	2	2
Total	121	125

Full Service Enrollment

(in Millions)

	6/30/15	6/30/16	6/30/17	6/30/18
Full Service Lives**	24.97	25.79	26.18	26.45
Key Enrollment Blocks:				
Total Commercial	12.67	13.10	13.22	13.46
Total Government	12.30	12.69	12.96	12.99

** Total Service Lives as reported by Plans excluding Plan to Plan, ASO, Med Supp and other minor categories.

Commercial Enrollment

(in Millions)

	6/30/15	6/30/16	6/30/17	6/30/18
Total HMO	9.97	10.03	10.29	10.73
Large Group	7.57	7.65	7.67	7.94
Small Group	1.21	1.26	1.38	1.39
Individual	1.10	1.05	1.18	1.33
POS	0.09	0.07	0.06	0.07
PPO/EPO	2.70	3.07	2.93	2.73
Total Commercial	12.67	13.10	13.22	13.46

Government Enrollment

(in Millions)

	6/30/15	6/30/16	6/30/17	6/30/18
Medi-Cal	10.11	10.39	10.59	10.47
Medicare Risk	2.19	2.30	2.37	2.52
Total Government	12.30	12.69	12.96	12.99

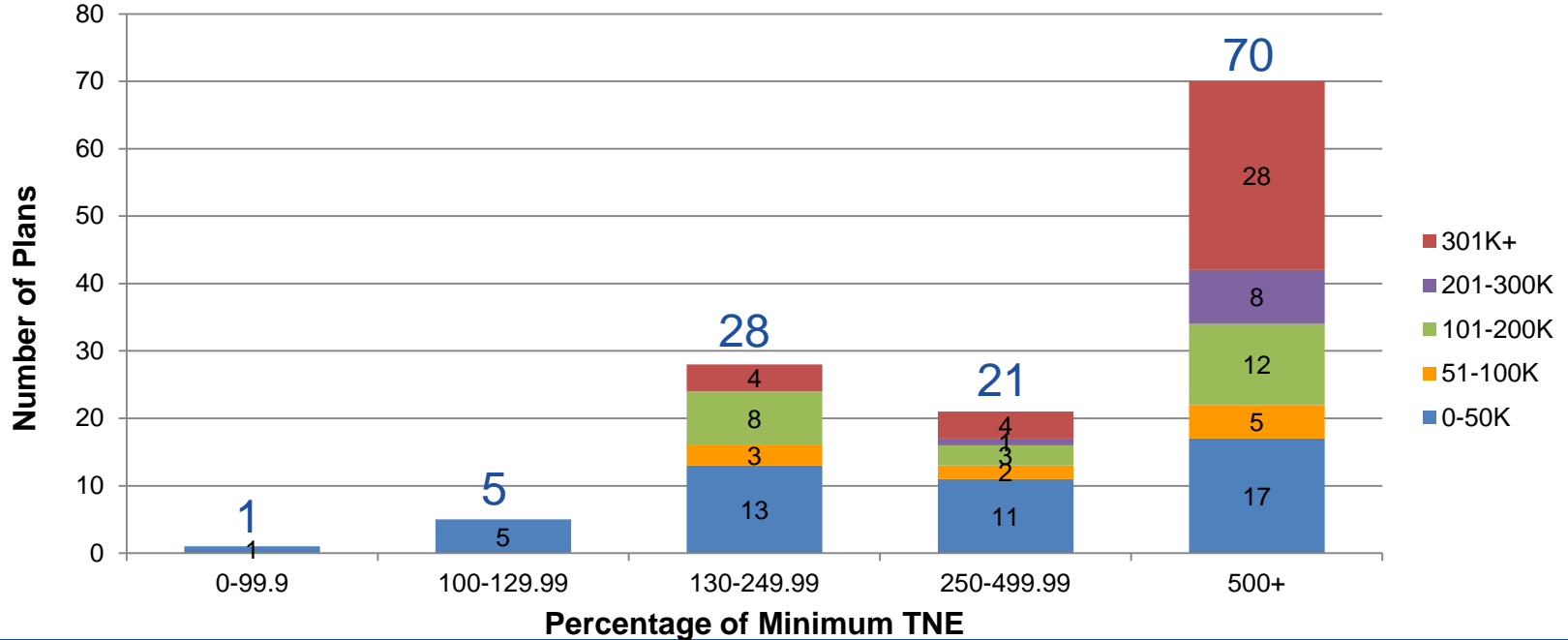
Closely Monitored Plans

	2017	2018
Full Service Plans	20	20
Medi-Cal	4	3
Medicare Advantage	9	12
Commercial	7	5
Behavioral Health	1	1
Dental	2	1
Vision	1	1
Total	24	23

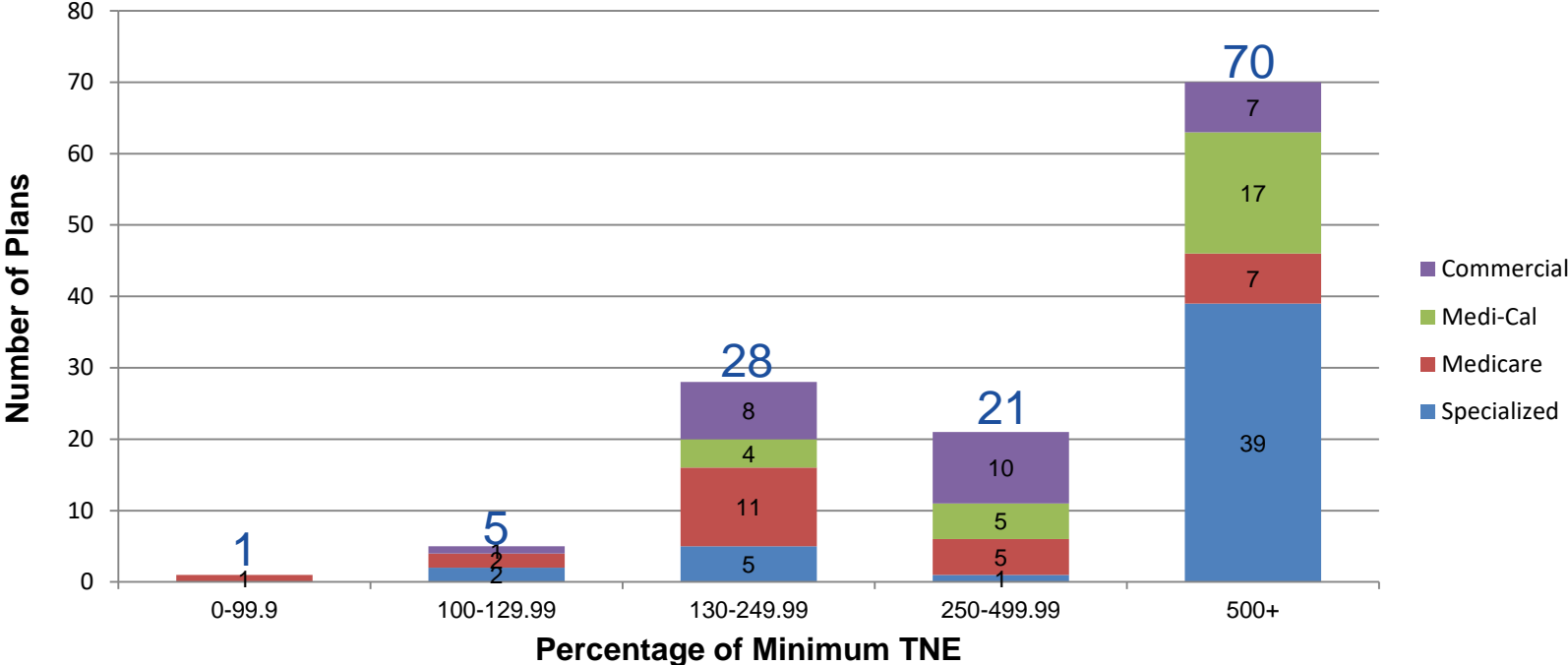
TNE Deficient Plans

Quarter Ending	6/30/15	6/30/16	6/30/17	6/30/18
Number of Plans	2-FS	1-FS 1-Spec	0	1-FS
Covered Lives	12,015	56,926	0	15,663
Plan(s)	<ul style="list-style-type: none"> Premier Health Plan Services, Inc. Universal Care, Inc. 	<ul style="list-style-type: none"> County of Ventura Health Advocate West, Inc. 		<ul style="list-style-type: none"> Choice Physicians Network, Inc.
<p>FS=Full Service Spec=Specialized</p>				

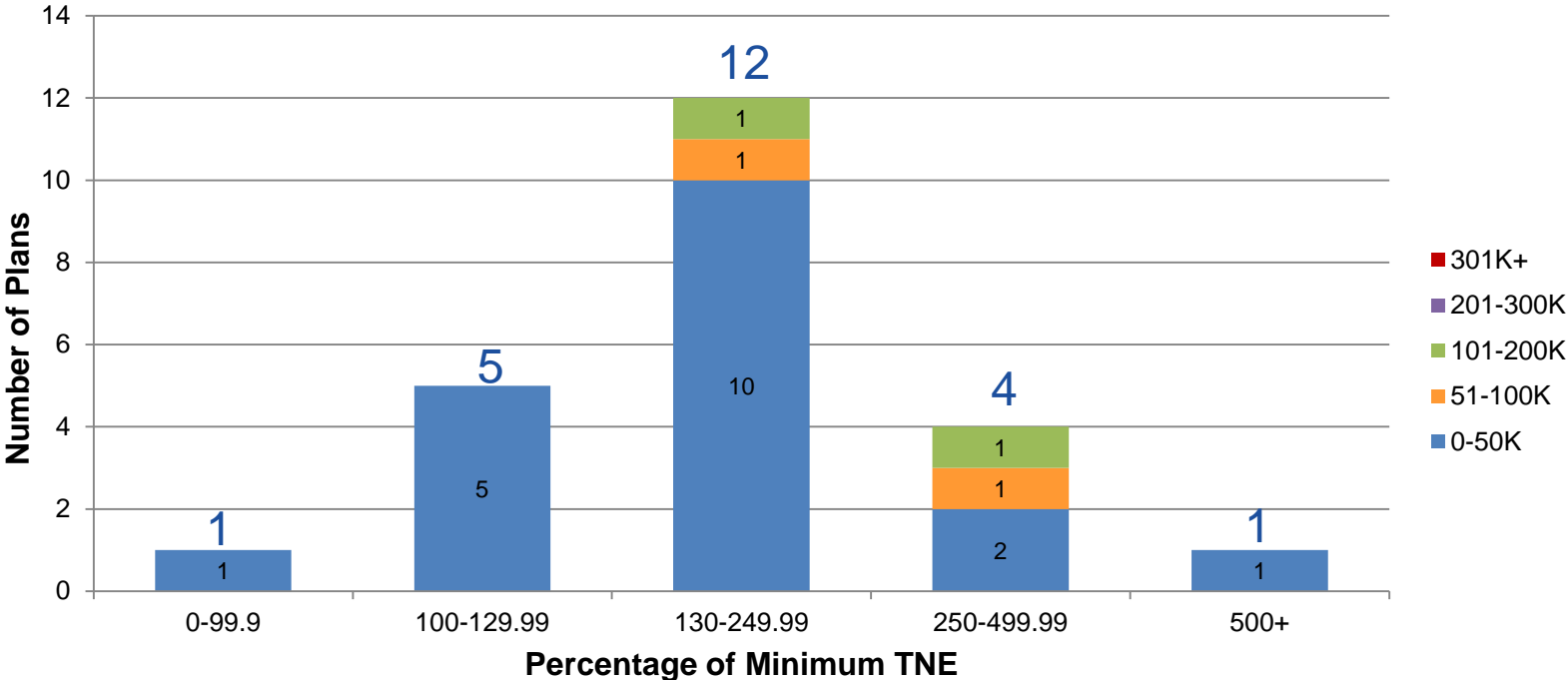
Tangible Net Equity of All Plans by Enrollment as of June 30, 2018



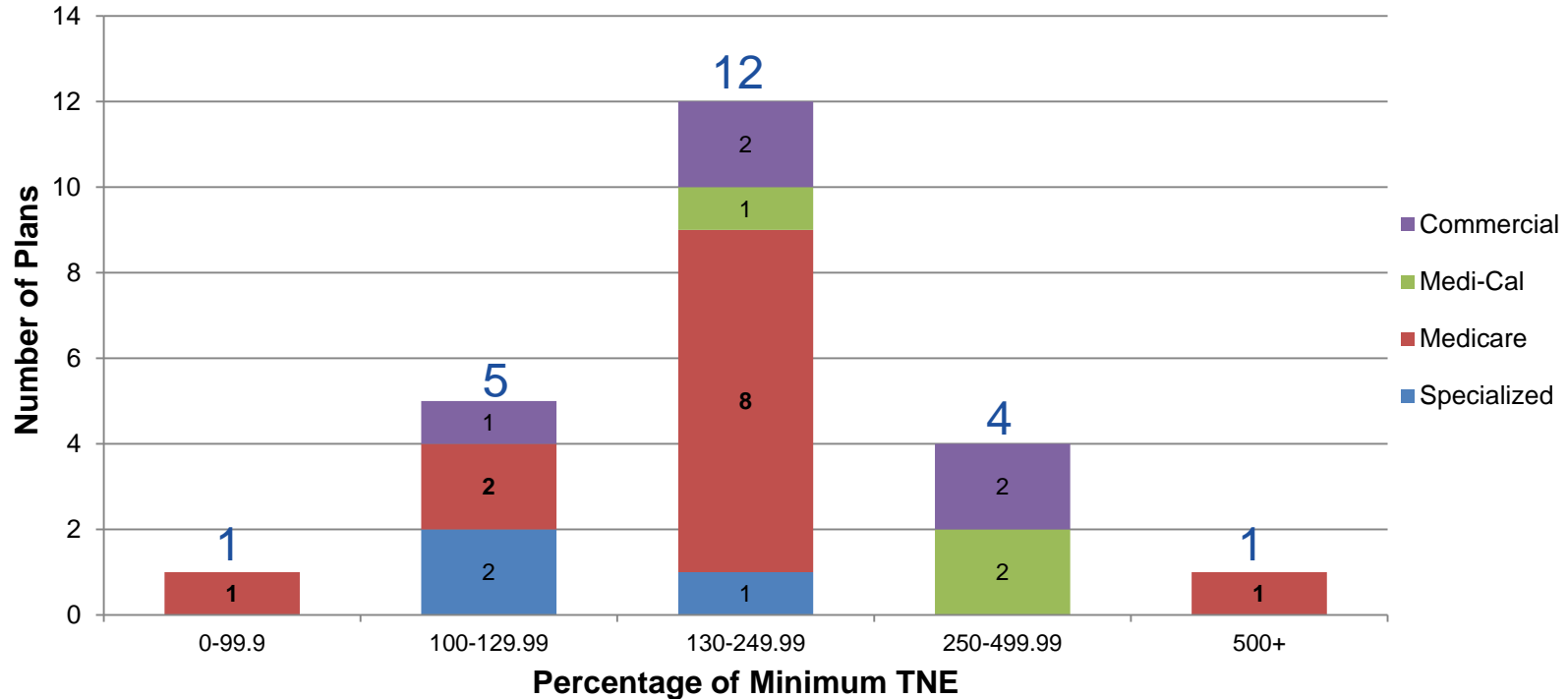
Tangible Net Equity of All Plans by Line of Business as of June 30, 2018



Tangible Net Equity of Closely Monitored Plans by Enrollment as of June 30, 2018



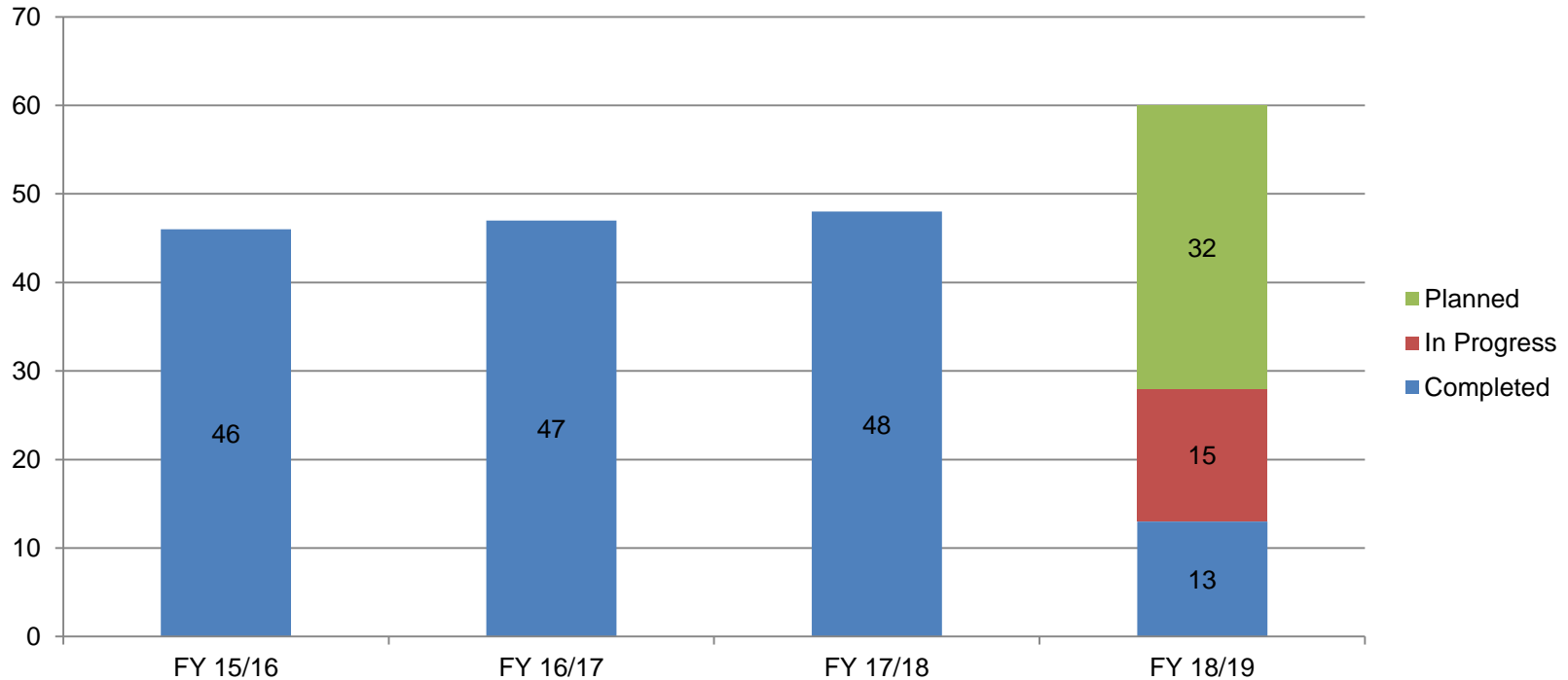
Tangible Net Equity of Closely Monitored Plans by Line of Business as of June 30, 2018



Corrective Action Plans

CAP	Total
Pending Approval	14
In Progress	10
Total	24

Number of Examinations



Questions