

# Provider Solvency Quarterly Update

July 18, 2018

**Michelle Yamanaka**  
**Supervising Examiner, Office of Financial Review**

# Risk Bearing Organization (RBO) Financial Reporting as of 3/31/18

189 Risk Bearing Organizations are required to file survey reports:

Annually:

- All RBOs file Annual Survey Reports

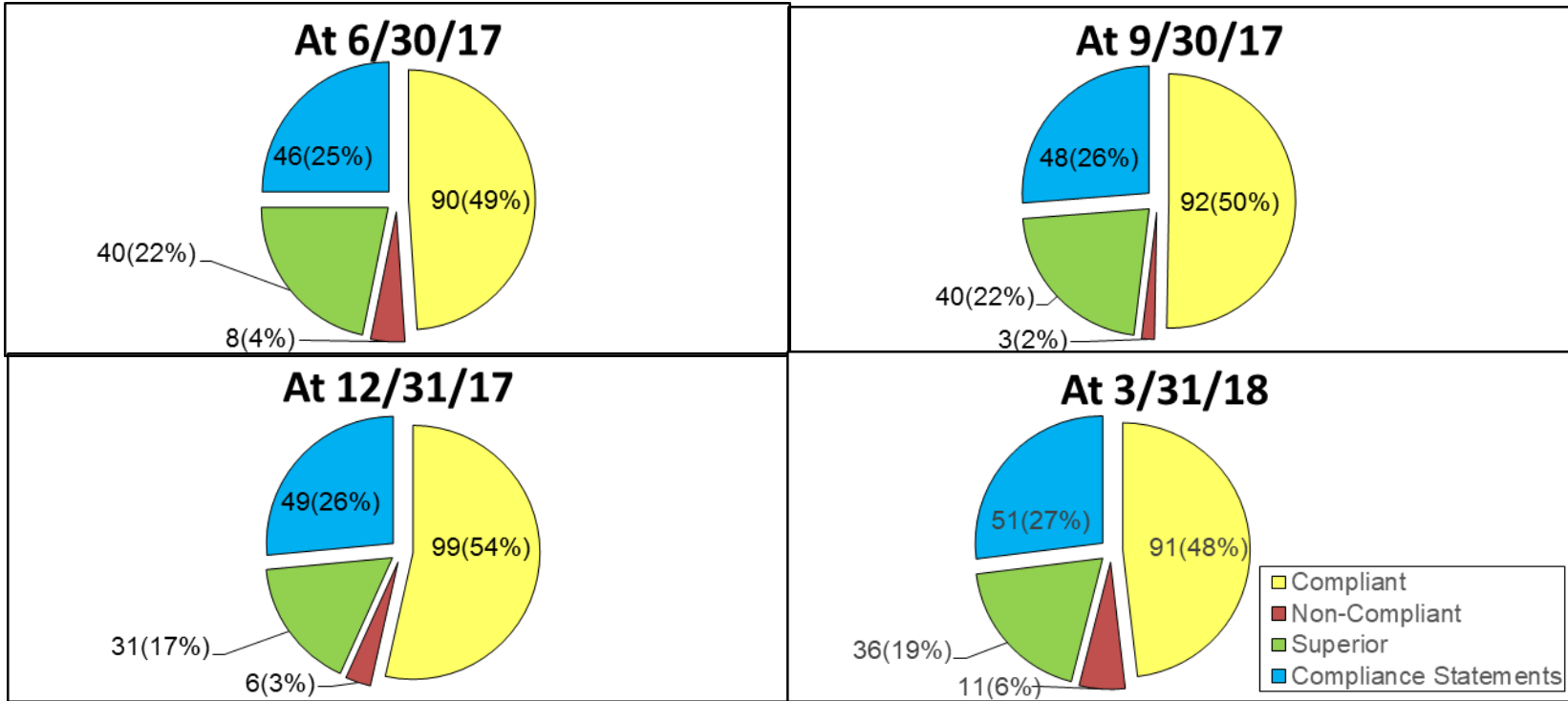
Quarterly:

- 138 RBOs file Quarterly Survey Reports
- 51 RBOs file Compliance Statements

Monthly:

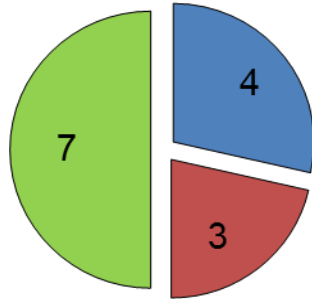
- 5 RBOs file monthly financial statements

# Status of all Risk Bearing Organizations

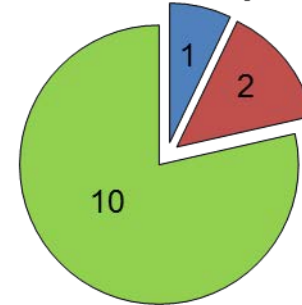


# Status of Corrective Action Plans by RBO

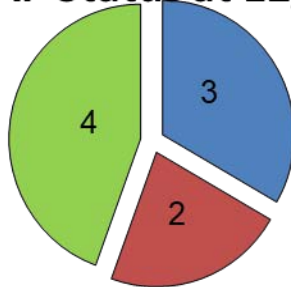
CAP Status at 6/30/17



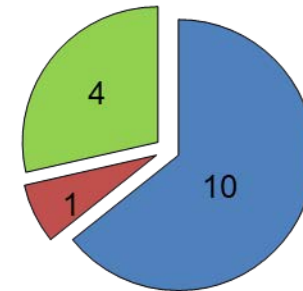
CAP Status at 9/30/17



CAP Status at 12/31/17



CAP Status at 3/31/18

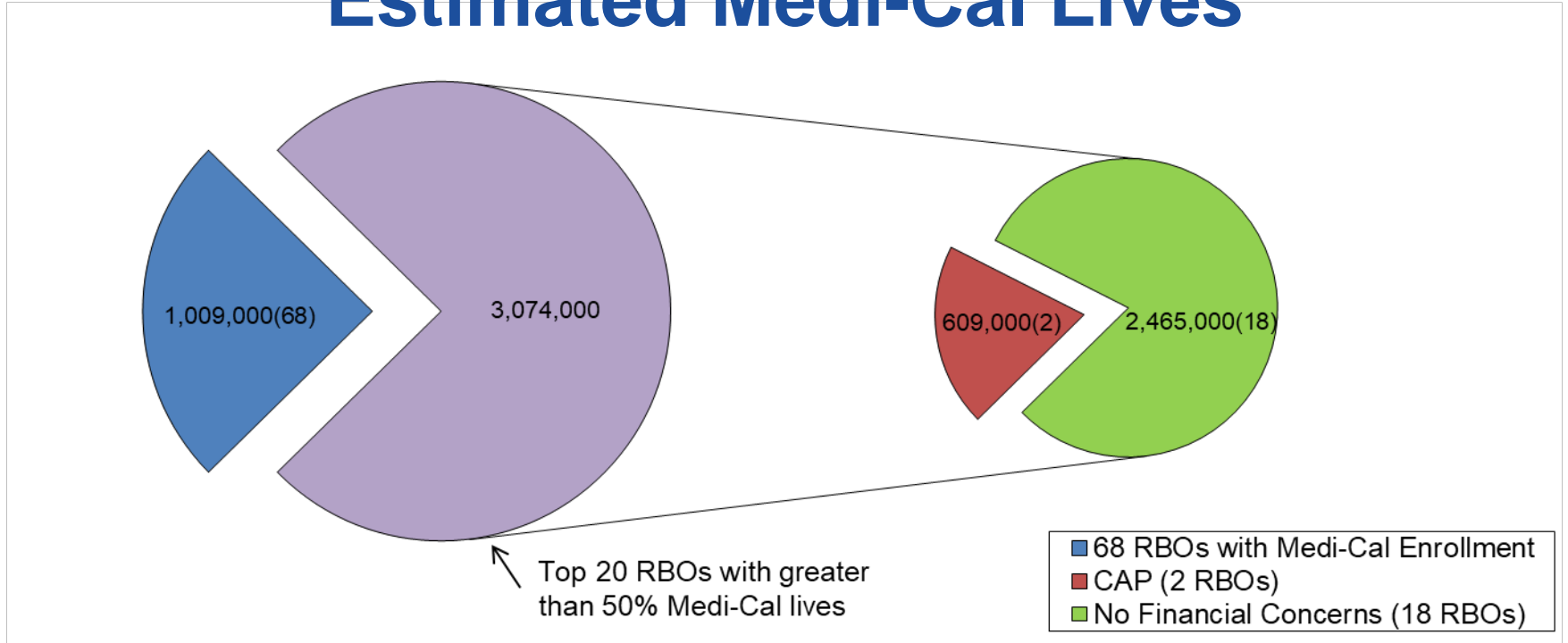


# CAP Review Summary as of 3/31/18

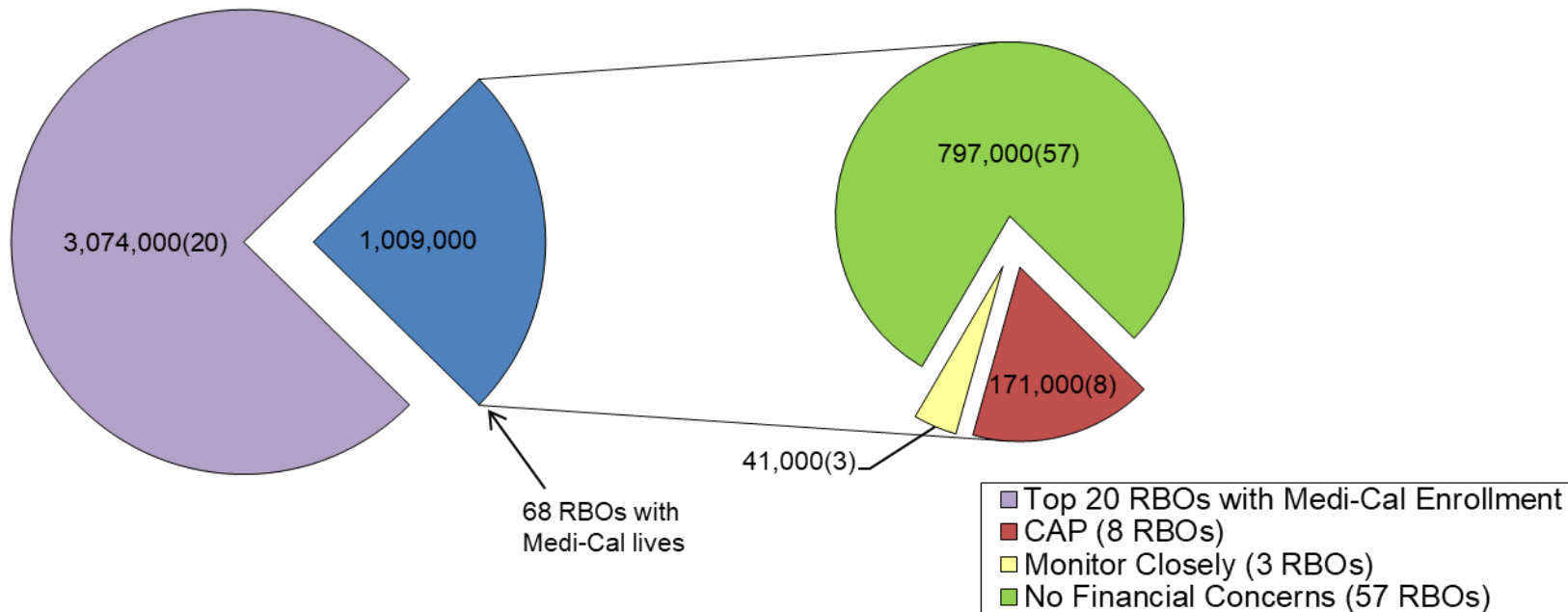
| RBO   | Enrollment at FYE | Deficiency | CAP Review as of |                |               |               |               | Year 2016 |
|---|-------------------|------------|------------------|----------------|---------------|---------------|---------------|-----------|
|   |                   |            | QE<br>3/31/18    | QE<br>12/31/17 | QE<br>9/30/17 | QE<br>6/30/17 | QE<br>3/31/17 |           |
| Accountable Health Care IPA   | 150k-200k         | TNE,WC,CC  | X                | X              | X             | X             | X             |           |
| Asian American Medical Group  | 5k-10k            | CT         |                  |                | X             | X             | X             | X         |
| Bright Health Physicians of PIH   | 50k-75k           | CT         |                  |                |               |               |               | X         |
| Bright Health Physicians of PIH   | 50k-75k           | WC         |                  |                |               |               |               | X         |
| Cal Care IPA, Inc.  | 20k-30k           | CT         | X                |                |               |               |               |           |
| Children First Medical Group, Inc.  | 50k-75k           | CT         |                  |                |               |               |               | X         |
| Chinese Community Health Care Association                                 | 10k-15k           | CT         |                  |                | X             | X             | X             | X         |
| College Health IPA  | 200k+             | CT         |                  |                |               |               | X             | X         |
| DaVita Medical Associates California, Inc.                                | 200k+             | TNE        | X                |                |               |               |               |           |
| Desert Valley Medical Group   | 0-5k              | TNE,WC     | X                | X              | X             | X             |               | X         |
| Encompass Medical Group   | 0-5k              | TNE,WC     | X                |                |               |               |               |           |
| Facey Medical Foundation  | 75k-100k          | WC         |                  |                |               | X             | X             | X         |
| Family Care Specialists Medical Group                                     | 10k-15k           | CT         |                  |                |               | X             | X             |           |
| Fenix Health Medical Group  | 0-5k              | TNE,WC     |                  |                |               |               |               | X         |
| First Choice Medical Group  | 75k-100k          | TNE,WC,CC  |                  |                |               |               |               | X         |
| Golden Empire Managed Care Medical Group                                  | 30k-40k           | CT         |                  | X              |               |               |               |           |
| Health Connect Medical Group  | 0-5k              | TNE,CC     | X                |                | X             |               |               |           |
| Horizon Valley Medical Group  | 15k-20k           | TNE        |                  |                |               |               | X             | X         |
| Imperial Health Holdings, A Professional Medical Corporation              | 10k-15k           | TNE        |                  |                | X             | X             | X             |           |
| Independence Medical Group  | 100k-150k         | TNE,WC     |                  |                |               |               |               | X         |
| Jade Health Care Medical Group  | 10k-15k           | TNE,WC,CC  | X                | X              | X             | X             | X             | X         |
| Leisure World Managed Care  | 0-5k              | TNE,WC     | X                |                |               |               |               |           |
| Los Angeles Medical Center  | 15k-20k           | CT         | X                |                |               |               |               |           |
| Marin IPA   | 20-30k            | CT         |                  |                | X             | X             |               |           |
| Maverick Medical Group  | 10k-15k           | TNE,WC     | X                | X              | X             | X             | X             | X         |
| Merit IPA   | 0-5k              | TNE,WC,CC  |                  | X              | X             | X             |               |           |
| Nivano Physicians, Inc. (Formerly Sierra Nevada Medical Associates, Inc.) | 40k-50k           | TNE,WC,CC  | X                | X              | X             | X             | X             | X         |
| Northern California Physicians Care Network, Inc.                         | 0-5k              | TNE,WC,CC  |                  |                |               |               | X             | X         |
| Omnicare Medical Group  | 30k-40k           | TNE,CC     |                  |                |               |               |               | X         |
| Physicians Medical Group of San Jose                                      | 75k-100k          | CT         |                  |                |               | X             | X             | X         |
| Pioneer Provider Network  | 40k-50k           | TNE,WC     | X                |                |               |               |               |           |
| Qualcare Incorporated   | 0-5k              | TNE        | X                | X              |               |               |               | X         |
| San Bernardino Medical Group  | 10k-15k           | TNE,CC     | X                |                |               |               |               |           |
| Santa Clara County IPA  | 20k-30k           | TNE        |                  |                |               |               |               | X         |
| Vantage Medical Group   | 200k+             | CT         | X                |                |               |               |               |           |
| Verity Medical Foundation (Formerly DCHS Medical Foundation)              | 15k-20k           | WC         |                  |                | X             | X             |               | X         |

| Deficiency                |
|---------------------------|
| CT – Claims Timeliness    |
| CC – Cash-to-Claims Ratio |
| TNE – Tangible Net Equity |
| WC – Working Capital      |

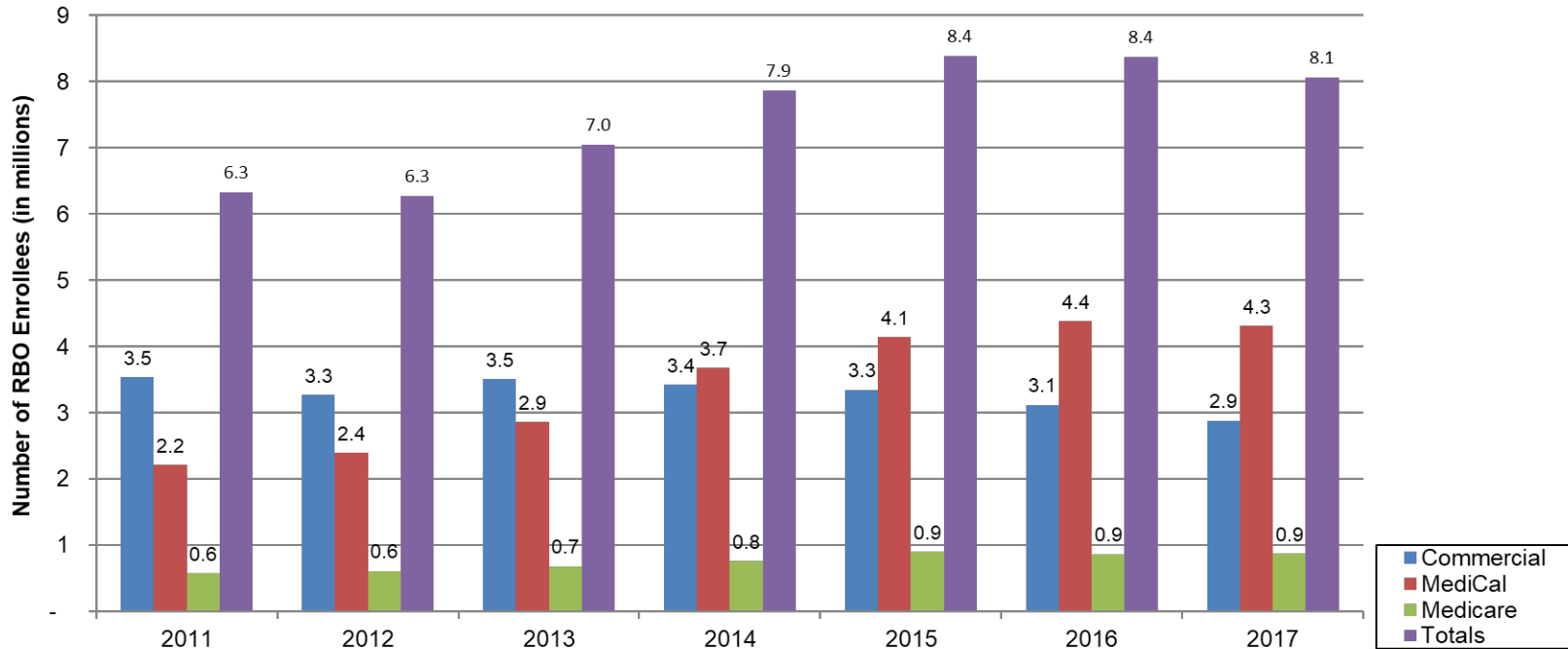
# Top 20 RBOs with Greater than 50% Estimated Medi-Cal Lives



# Remaining RBOs with Medi-Cal Lives

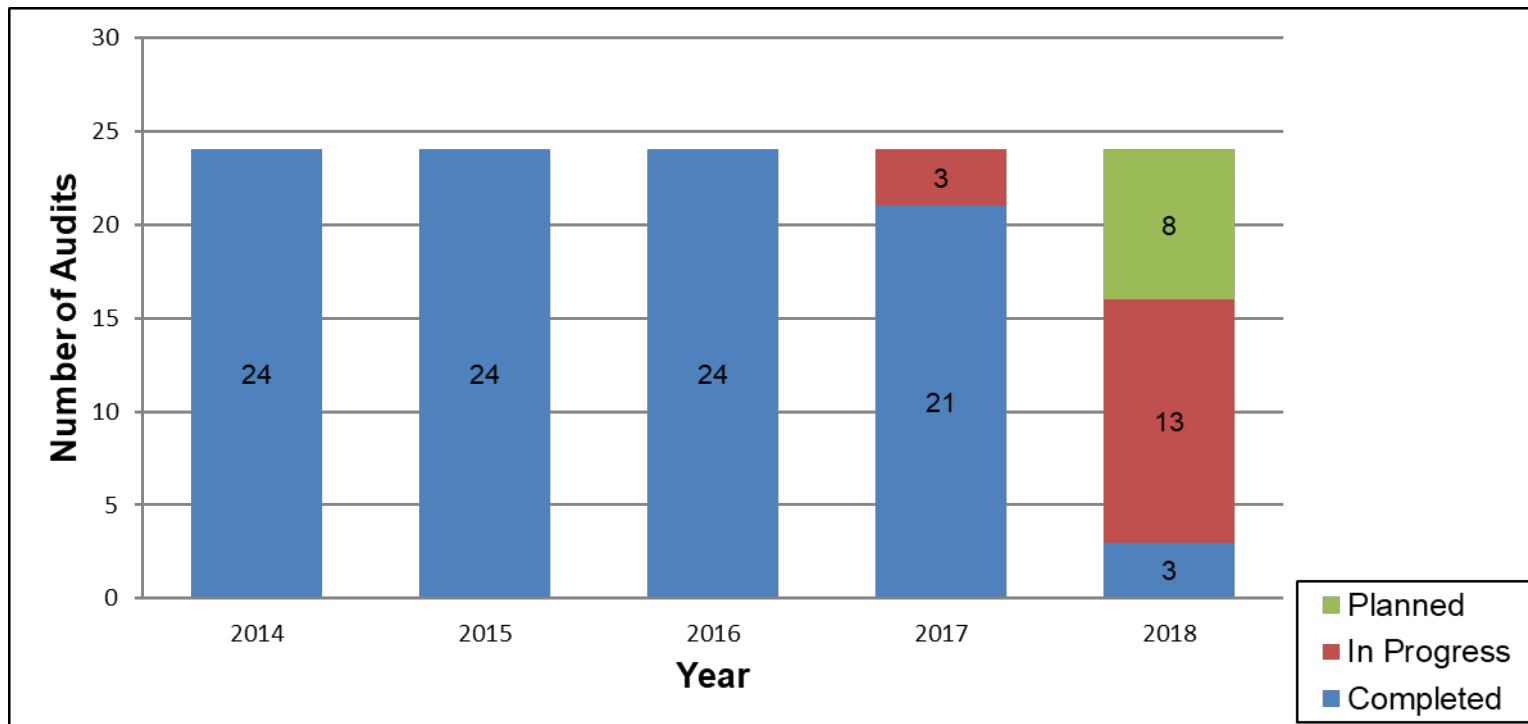


# Total RBO Enrollment Trend





# RBO Audits



# Questions