

# Health Plan Quarterly Update

April 18, 2018

**Stephen Babich**

**Supervising Examiner, Office of Financial Review**

# Knox-Keene Licensed Plans

	4/5/2017	4/5/2018
Full Service (Health)	74	76
Dental	15	15
Behavioral Health	11	13
Vision	10	10
Pharmacy (Medicare Part D)	4	2
Discount	3	3
Chiropractic	3	3
Dental/Vision	2	2
<b>Total</b>	<b>122</b>	<b>124</b>

# Full Service Enrollment

(in Millions)

	12/31/14	12/31/15	12/31/16	12/31/17
<b>Full Service Lives**</b>	23.91	25.11	25.95	26.30
Key Enrollment Blocks:				
Total Commercial	12.35	12.81	13.09	13.16
Total Government	11.56	12.30	12.86	13.14

\*\* Total Service Lives as reported by Plans excluding Plan to Plan, ASO, Med Supp and other minor categories.

# Commercial Enrollment

(in Millions)

	12/31/14	12/31/15	12/31/16	12/31/17
<b>Total HMO</b>	<b>9.78</b>	<b>9.92</b>	<b>10.01</b>	<b>10.28</b>
Large Group	7.62	7.61	7.61	7.70
Small Group	1.23	1.24	1.37	1.40
Individual	0.84	0.99	0.96	1.12
POS	0.09	0.08	0.07	0.06
<b>PPO/EPO</b>	<b>2.57</b>	<b>2.89</b>	<b>3.08</b>	<b>2.88</b>
<b>Total Commercial</b>	<b>12.35</b>	<b>12.81</b>	<b>13.09</b>	<b>13.16</b>

# Government Enrollment

(in Millions)

	12/31/14	12/31/15	12/31/16	12/31/17
Medi-Cal	9.42	10.09	10.58	10.78
Medicare Risk	2.13	2.20	2.27	2.35
Other Government Programs	0.01	0.01	0.005	0.005
<b>Total Government</b>	<b>11.56</b>	<b>12.30</b>	<b>12.86</b>	<b>13.14</b>

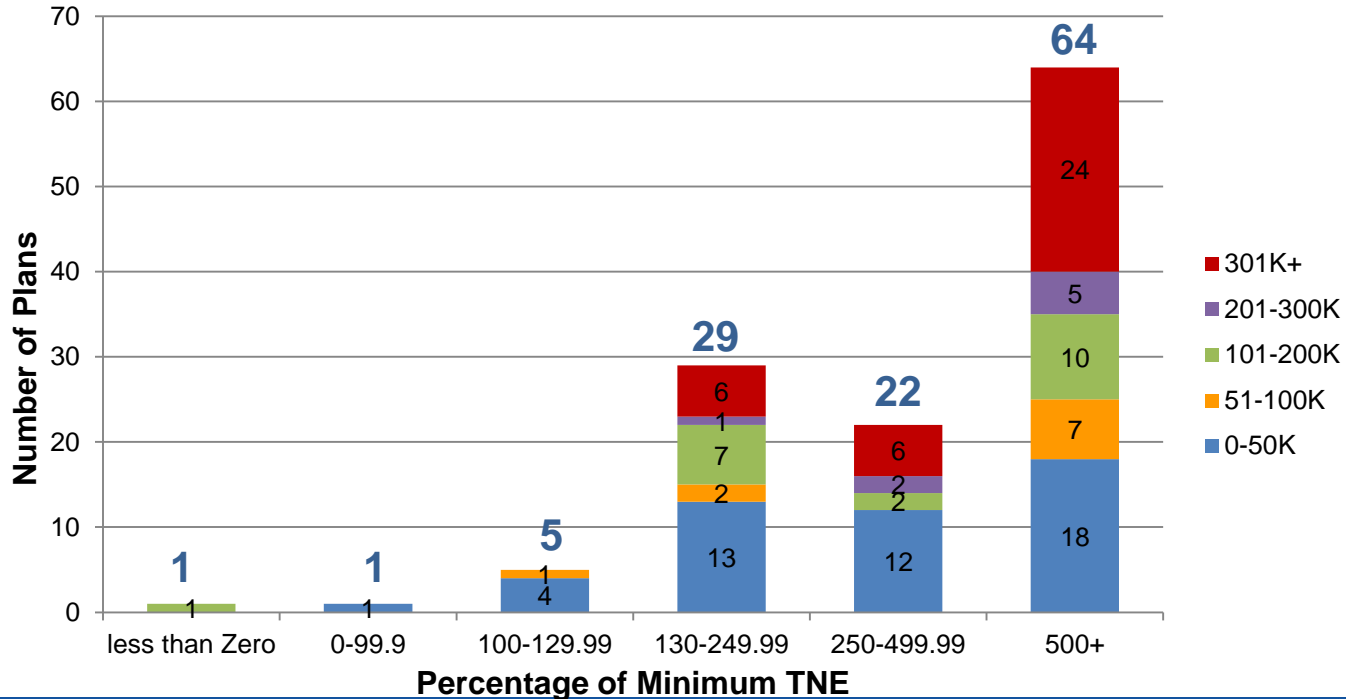
# Closely Monitored Plans

	2016	2017
Full Service Plans	16	20
Medi-Cal	2	3
Medicare Advantage	8	11
Commercial	6	6
Behavioral Health	1	1
Dental	2	1
Discount		1
Vision	2	1
<b>Total</b>	<b>21</b>	<b>24</b>

# TNE Deficient Plans

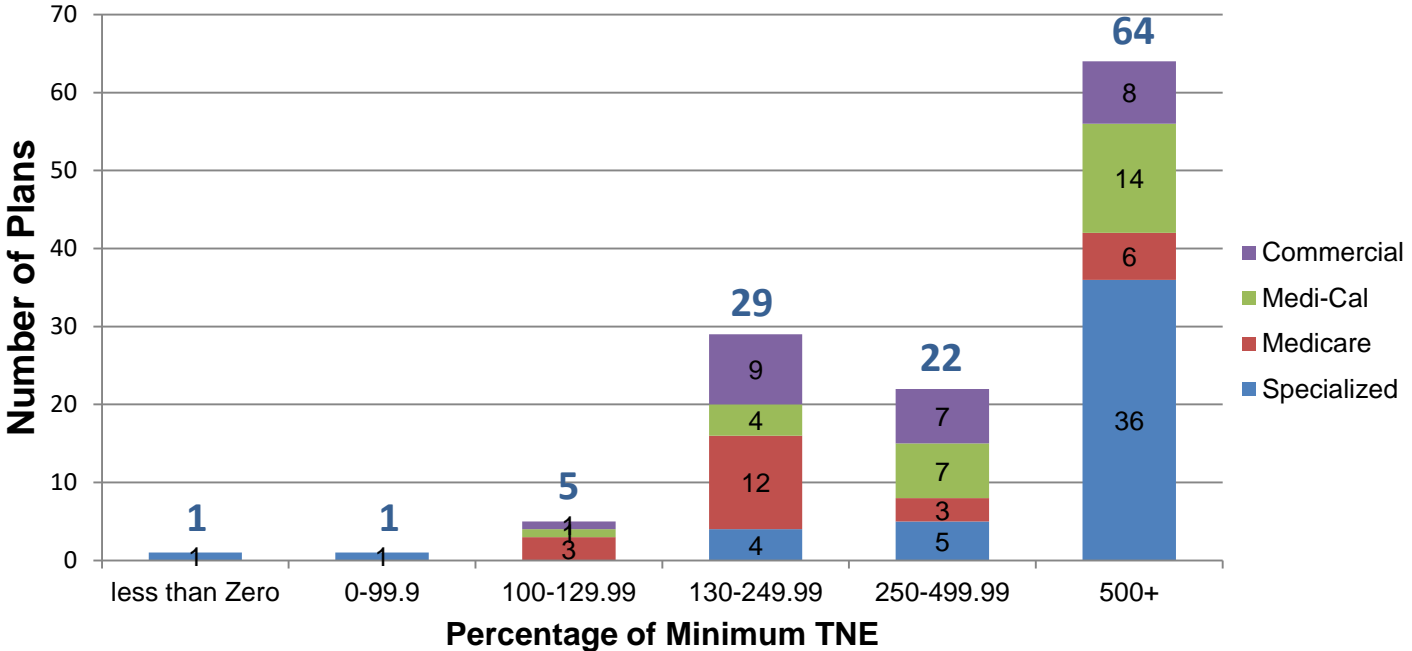
Quarter Ending	12/31/14	12/31/15	12/31/16	12/31/17
Number of Plans	2-FS	1-FS	1-FS 1-Spec	2-Spec
Covered Lives	242,647	2,130	56,122	138,242
Plan(s)	<ul style="list-style-type: none"> <li>Alameda Alliance for Health</li> <li>Premier Health Plan</li> </ul>	<ul style="list-style-type: none"> <li>Premier Health Plan</li> </ul>	<ul style="list-style-type: none"> <li>Health Advocate West, Inc.</li> <li>Providence Health Network</li> </ul>	<ul style="list-style-type: none"> <li>Dedicated Dental System, Inc.</li> <li>The CDI Groups, Inc.</li> </ul>
<p><b>FS</b>=Full Service <b>Spec</b>=Specialized</p>				

# Tangible Net Equity of All Plans by Enrollment as of December 31, 2017

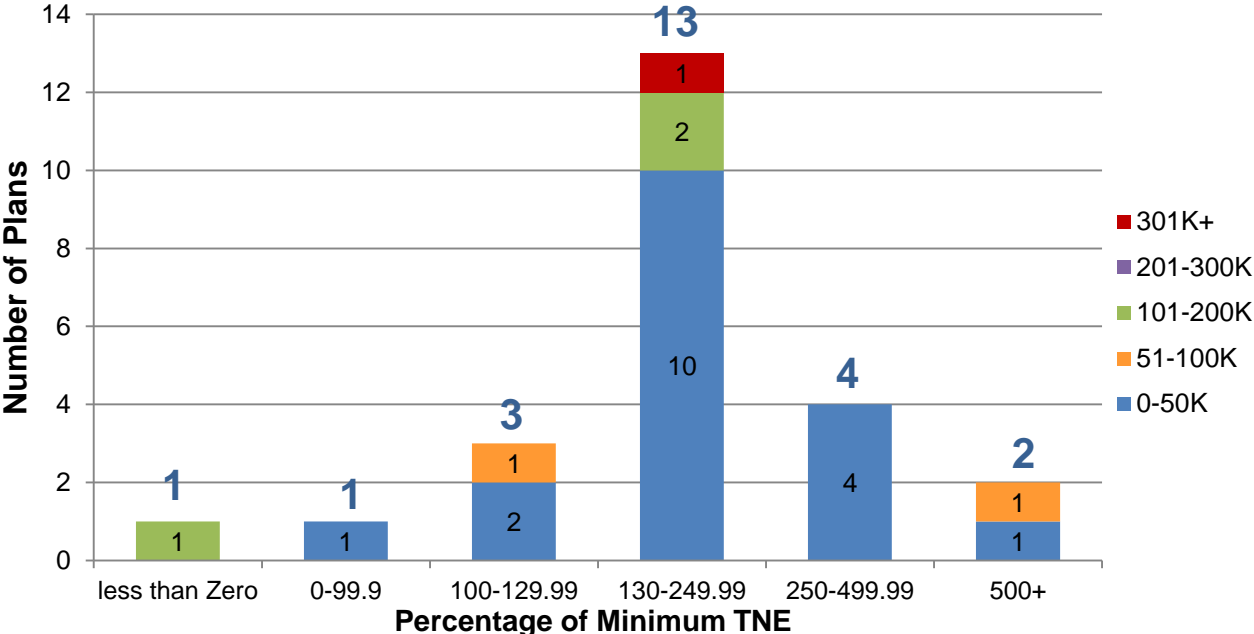




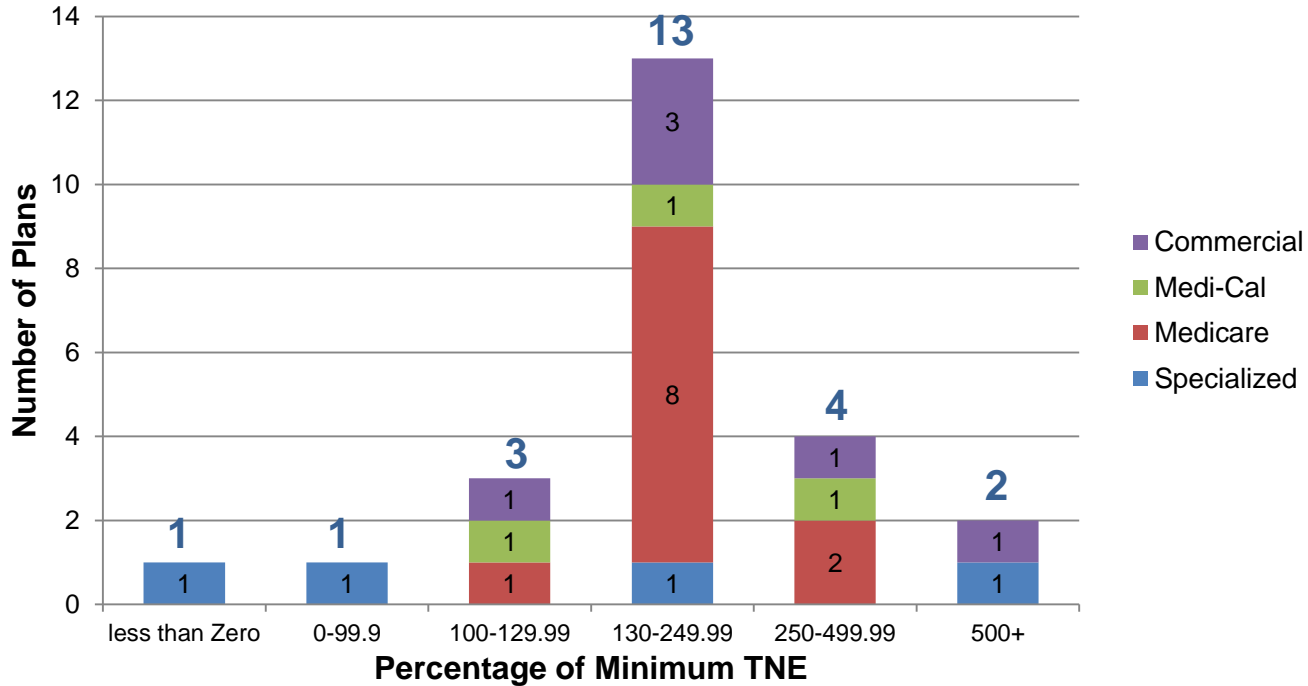
# Tangible Net Equity of All Plans by Line of Business as of December 31, 2017



# Tangible Net Equity of Closely Monitored Plans by Enrollment as of December 31, 2017



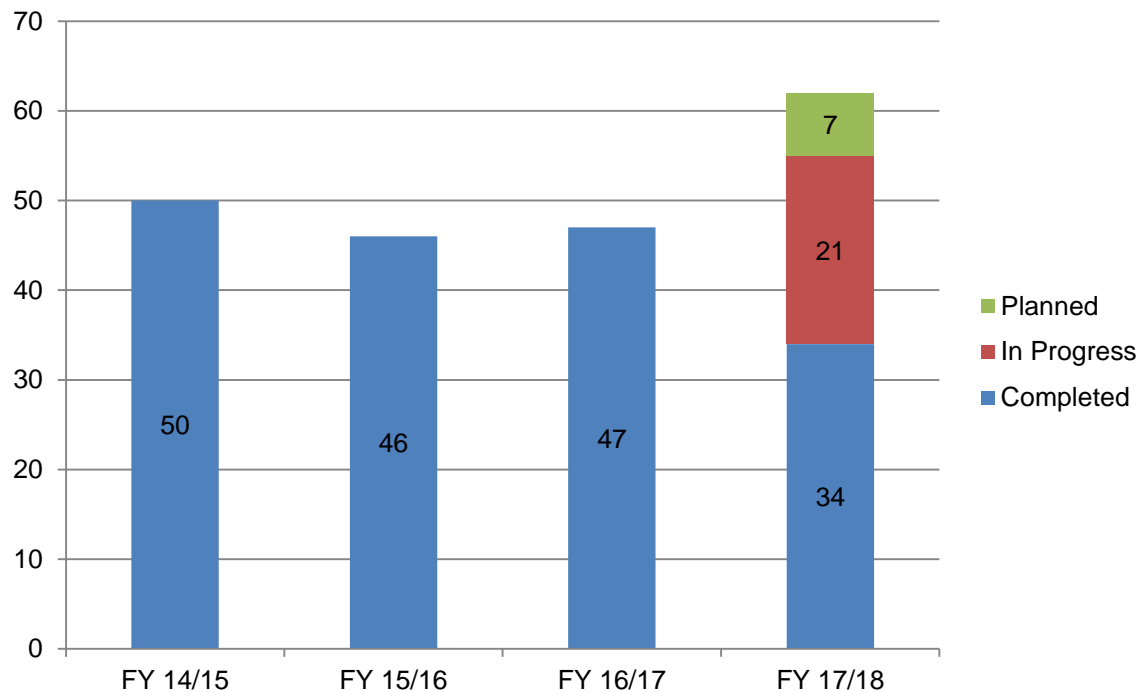
# Tangible Net Equity of Closely Monitored Plans by Line of Business as of December 31, 2017



# Corrective Action Plans

CAP	Total
Pending Approval	11
In Progress	13
<b>Total</b>	<b>24</b>

# Number of Examinations



# Questions