

# Health Plan Quarterly Update

January 23, 2018

**Stephen Babich**

**Supervising Examiner, Office of Financial Review**

# Knox-Keene Licensed Plans

	12/19/2016	12/19/2017
Full Service (Health)	74	75
Dental	15	15
Behavioral Health	12	12
Vision	11	11
Pharmacy (Medicare Part D)	4	2
Discount	3	3
Chiropractic	3	3
Dental/Vision	2	2
<b>Total</b>	<b>124</b>	<b>123</b>

# Full Service Enrollment

(in Millions)

	9/30/14	9/30/15	9/30/16	9/30/17
<b>Full Service Lives**</b>	23.36	24.59	25.80	26.32
Key Enrollment Blocks:				
Total Commercial	12.44	12.57	13.09	13.16
Total Government	10.92	12.02	12.71	13.16

\*\* Total Service Lives as reported by Plans excluding Plan to Plan, ASO, Med Supp and other minor categories.

# Commercial Enrollment

(in Millions)

	9/30/14	9/30/15	9/30/16	9/30/17
<b>Total HMO</b>	<b>9.83</b>	<b>9.90</b>	<b>9.99</b>	<b>10.26</b>
Large Group	7.66	7.57	7.63	7.68
Small Group	1.17	1.20	1.29	1.37
Individual	0.91	1.04	1.01	1.15
POS	0.09	0.09	0.06	0.06
<b>PPO/EPO</b>	<b>2.61</b>	<b>2.67</b>	<b>3.10</b>	<b>2.90</b>
<b>Total Commercial</b>	<b>12.44</b>	<b>12.57</b>	<b>13.09</b>	<b>13.16</b>

# Government Enrollment

(in Millions)

	9/30/14	9/30/15	9/30/16	9/30/17
Medi-Cal	8.81	9.83	10.45	10.82
Medicare Risk	2.09	2.18	2.25	2.33
Other Government Programs	0.02	0.01	0.01	0.01
<b>Total Government</b>	<b>10.92</b>	<b>12.02</b>	<b>12.71</b>	<b>13.16</b>

# Closely Monitored Plans

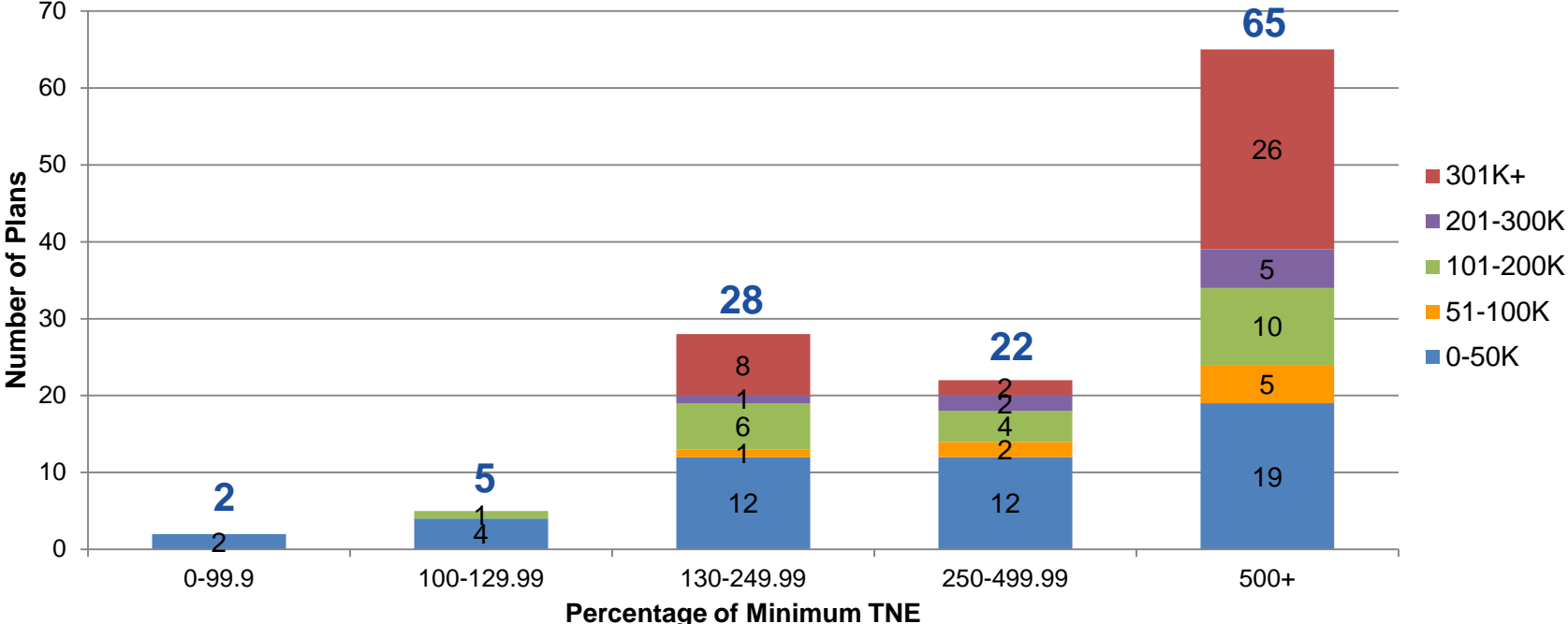
## as of December 19, 2017(QE 9/30/2017)

	2016	2017
Full Service Plans	17	20
Medi-Cal	1	3
Medicare Advantage	9	10
Commercial	7	7
Behavioral Health	2	1
Dental	3	1
Vision	2	1
<b>Total</b>	<b>24</b>	<b>23</b>

# TNE Deficient Plans

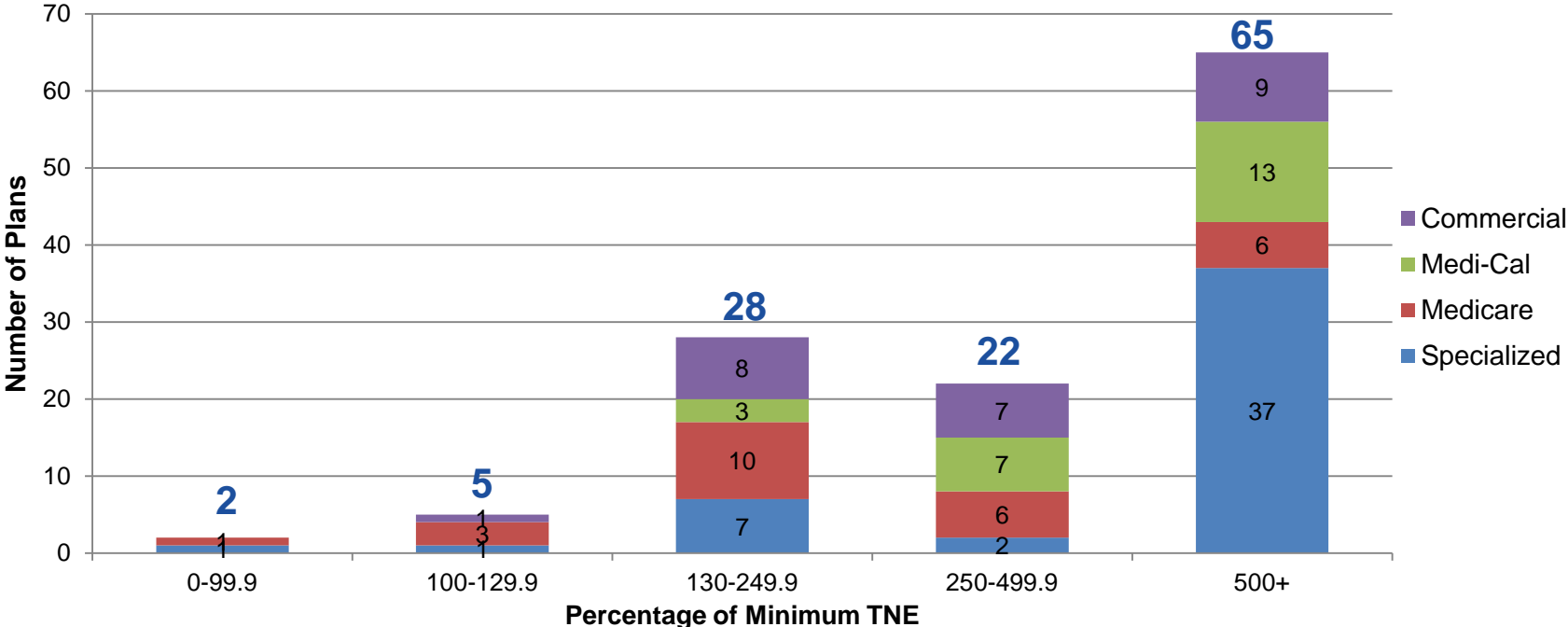
Quarter Ending	9/30/14	9/30/15	9/30/16	9/30/17
Number of Plans	2-FS	1-FS 1-Spec	1-FS 1-Spec	1-FS 1-Spec
Covered Lives	225,832	23,870	91,295	16,285
Plan(s)	<ul style="list-style-type: none"> <li>Alameda Alliance for Health</li> <li>Premier Health Plan</li> </ul>	<ul style="list-style-type: none"> <li>For Eyes Vision Plan</li> <li>Universal Care</li> </ul>	<ul style="list-style-type: none"> <li>Sutter Health Plan</li> <li>WellCall, Inc.</li> </ul>	<ul style="list-style-type: none"> <li>Golden State Medicare Health Plan</li> <li>Dedicated Dental Systems, Inc.</li> </ul>
<p><b>FS</b>=Full Service <b>Spec</b>=Specialized</p>				

# Tangible Net Equity of All Plans by Enrollment as of September 30, 2017

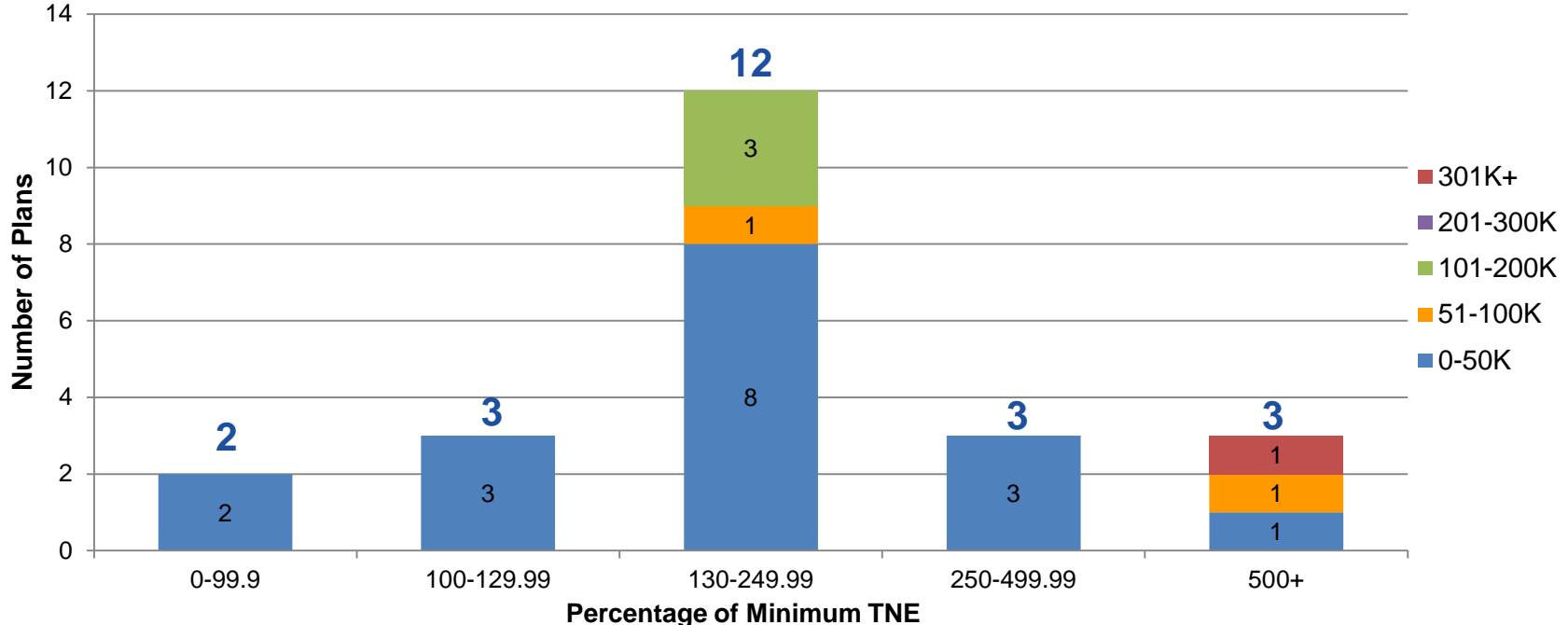




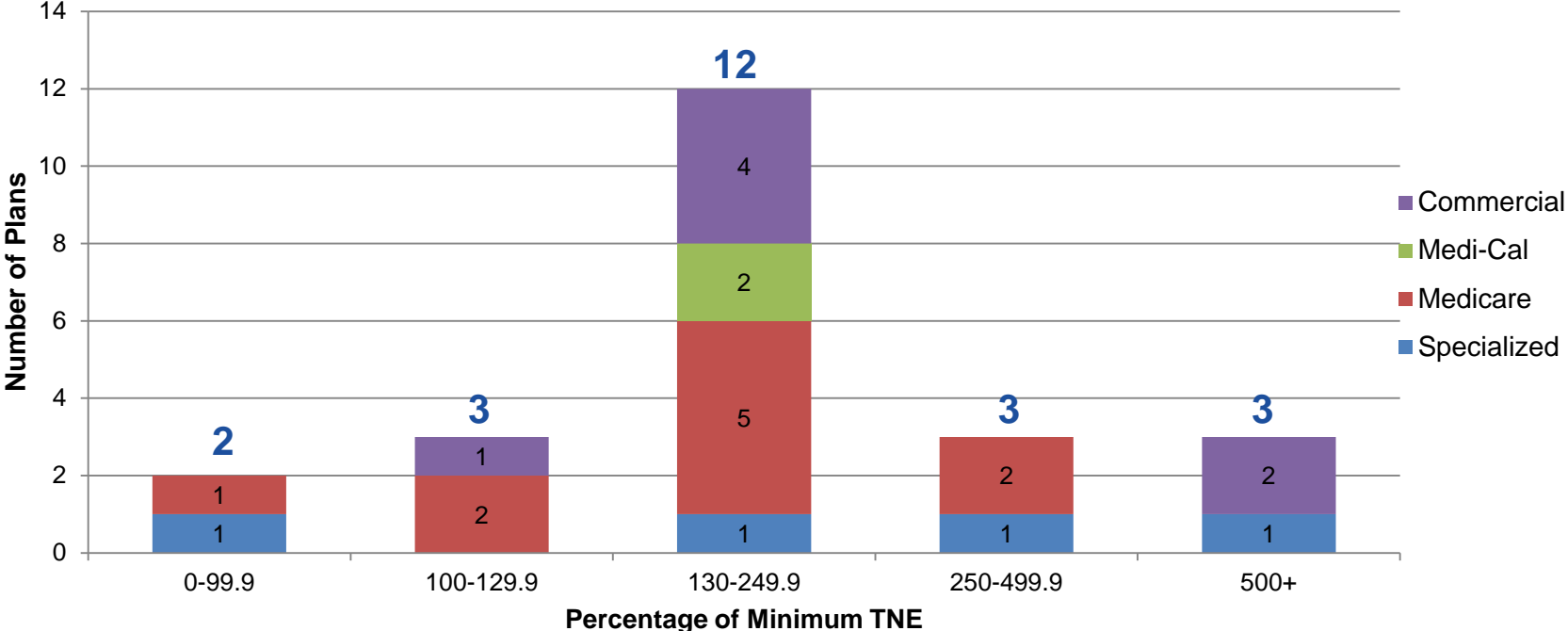
# Tangible Net Equity of All Plans by Line of Business as of September 30, 2017



# Tangible Net Equity of Closely Monitored Plans by Enrollment as of December 19, 2017 (QE 9/30/2017)



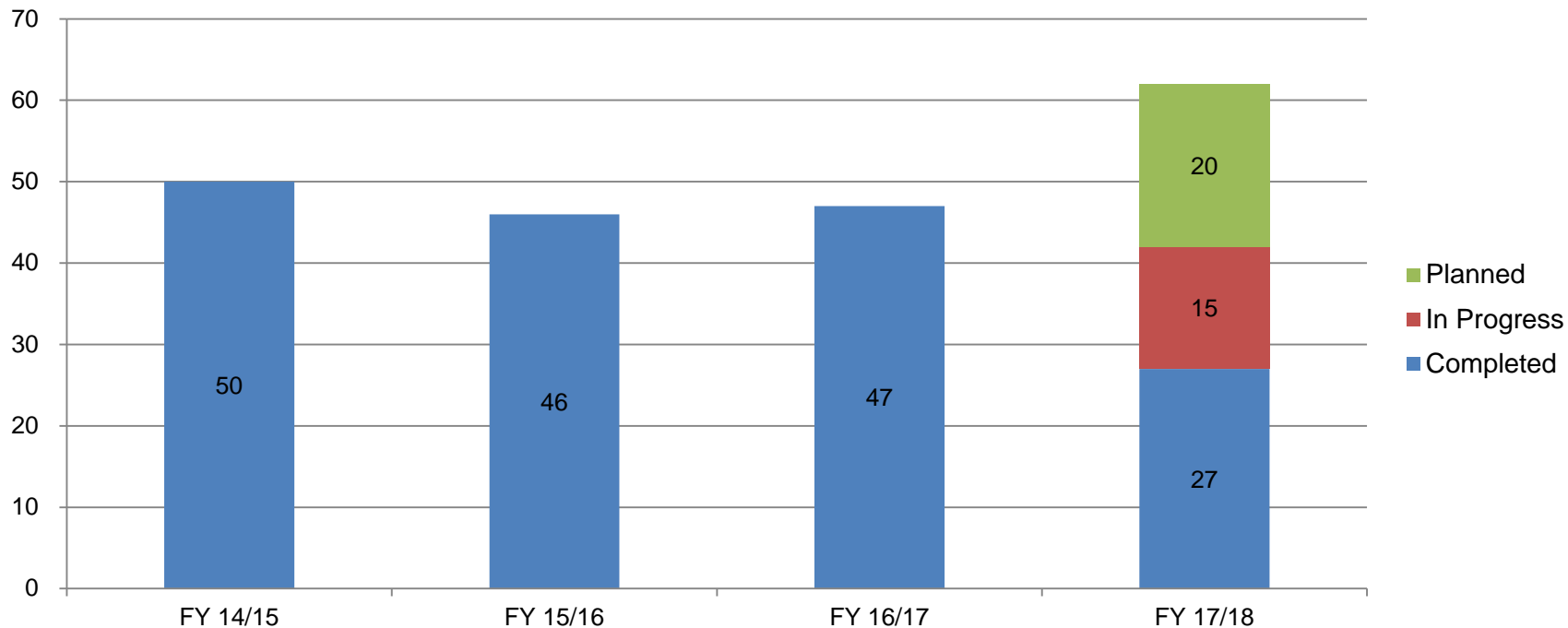
# Tangible Net Equity of Closely Monitored Plans by Line of Business as of December 19, 2017 (QE 9/30/2017)



# Corrective Action Plans

CAP	Total
Pending Approval	11
In Progress	14
<b>Total</b>	<b>25</b>

# Number of Examinations



# Questions?