



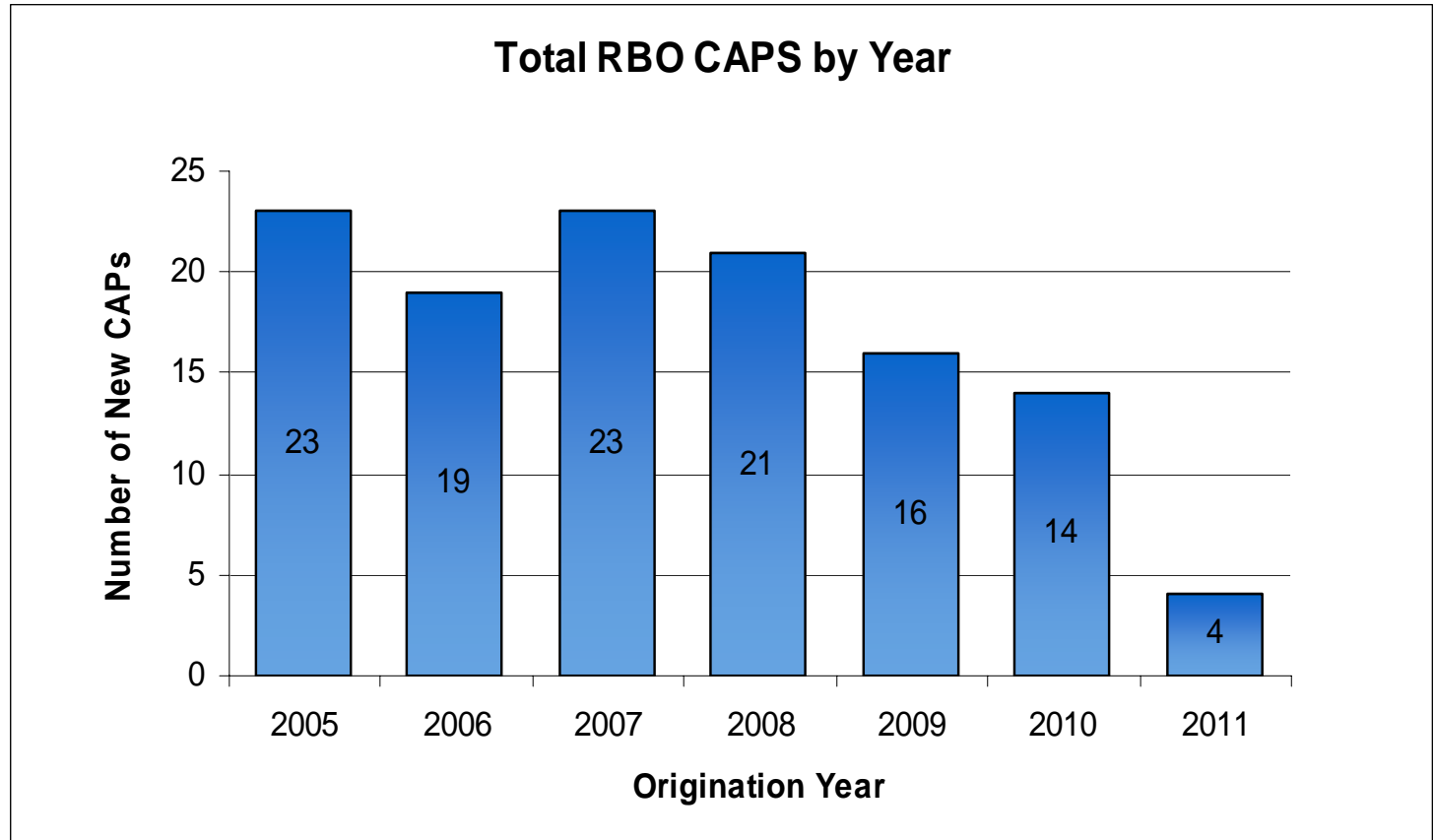
FSSB SB260 Update

May 19, 2011

Department of Managed Health Care

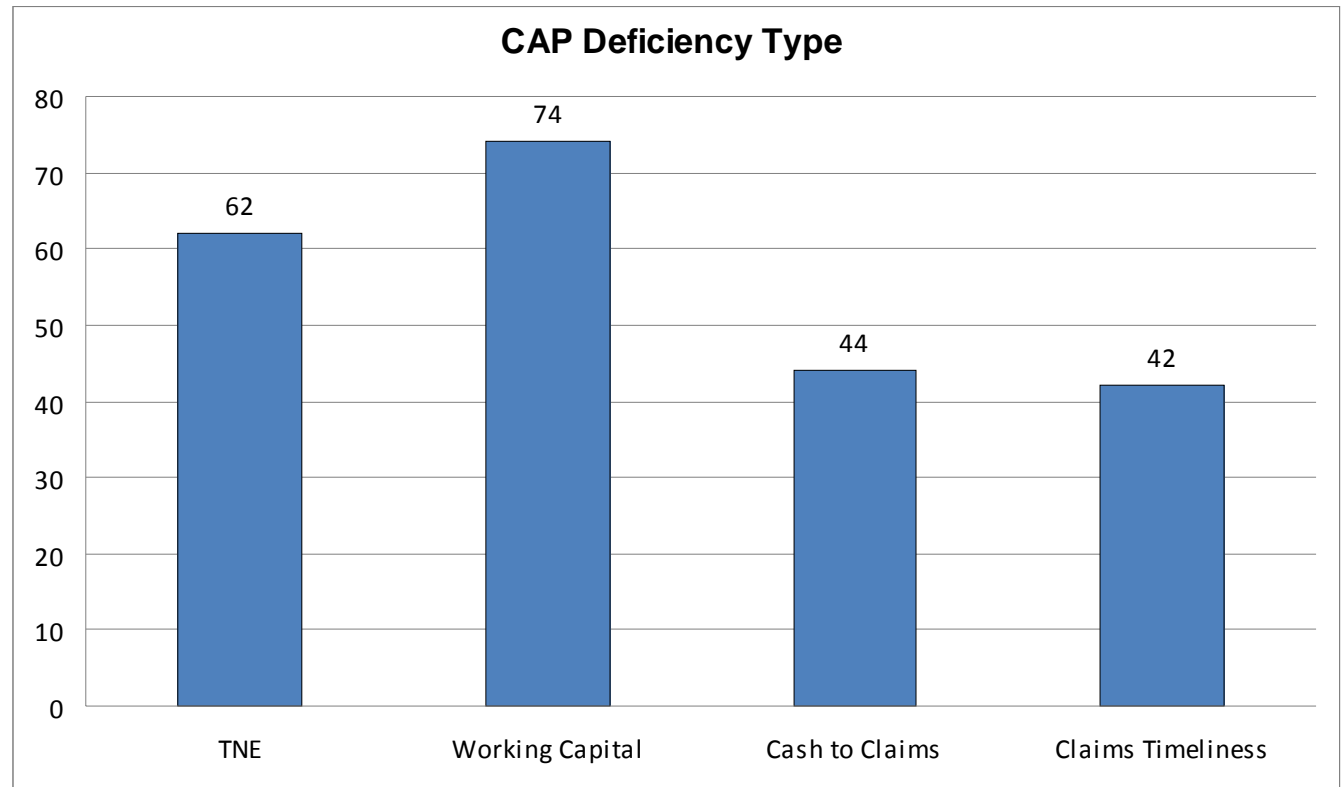


RBO CAPs By Year Originated 2005-2011



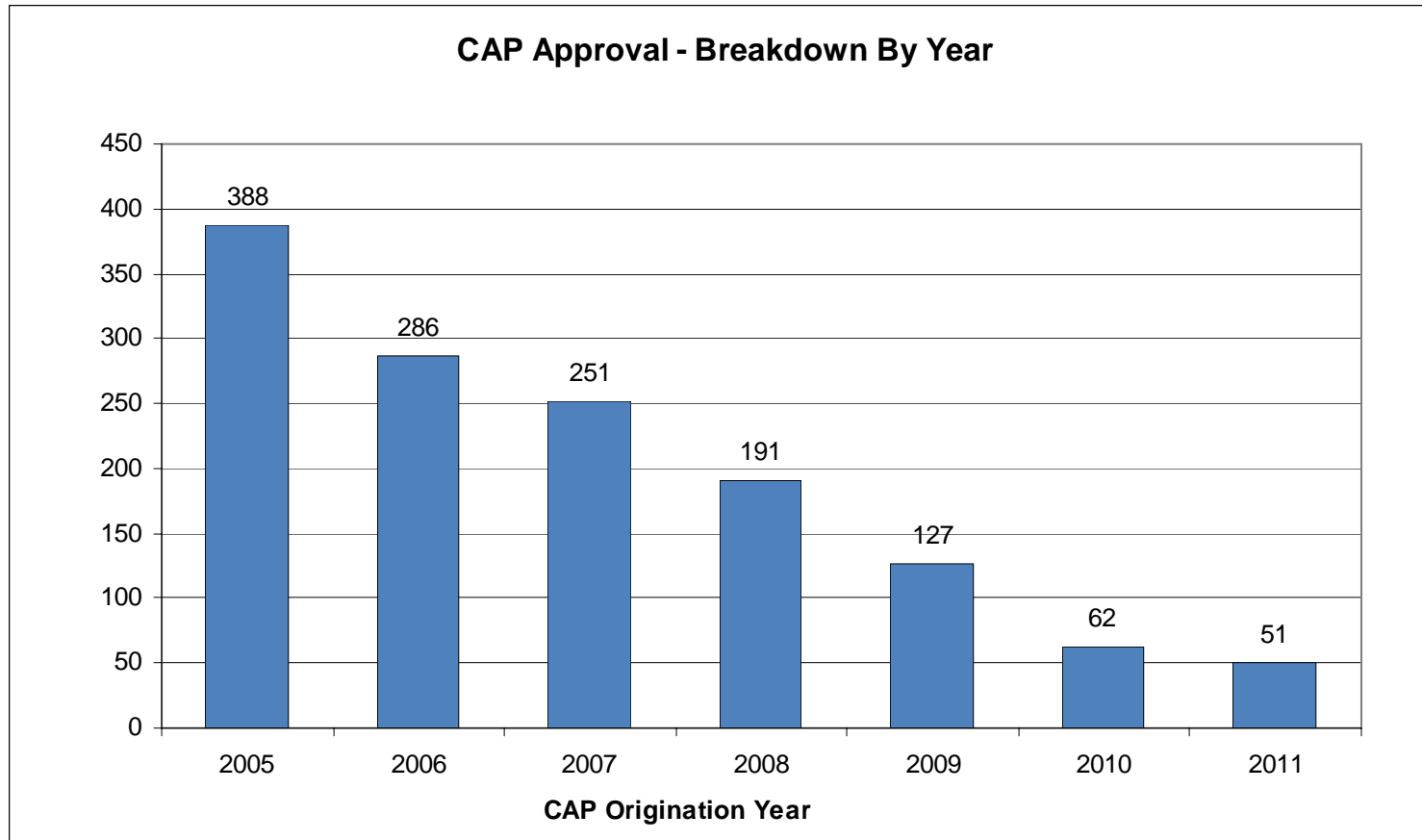


CAP Deficiency Type 2005-2011





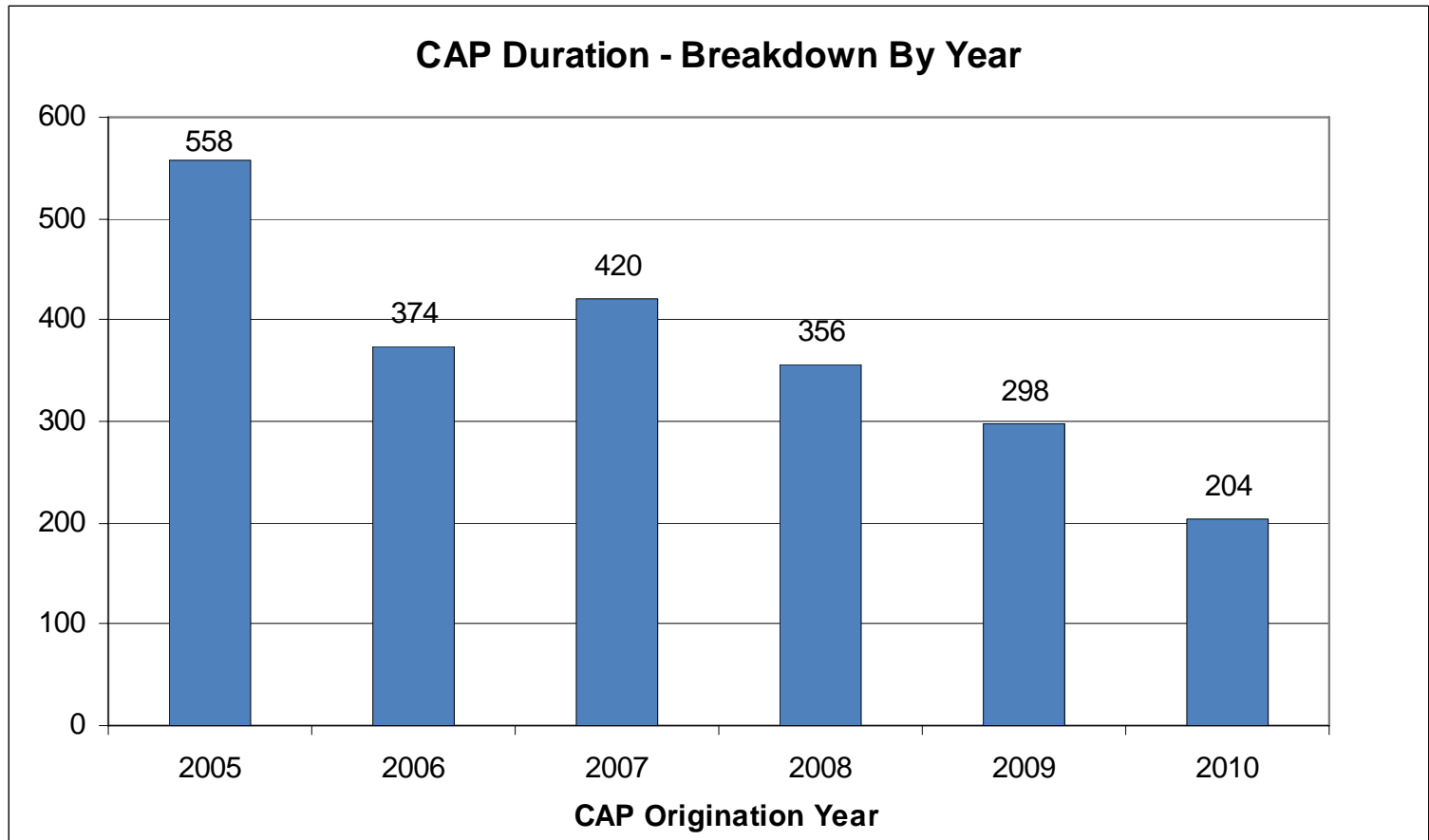
CAP Approval Time 2005 - 2011



From Initial Date of Non-Compliance to Date Approved



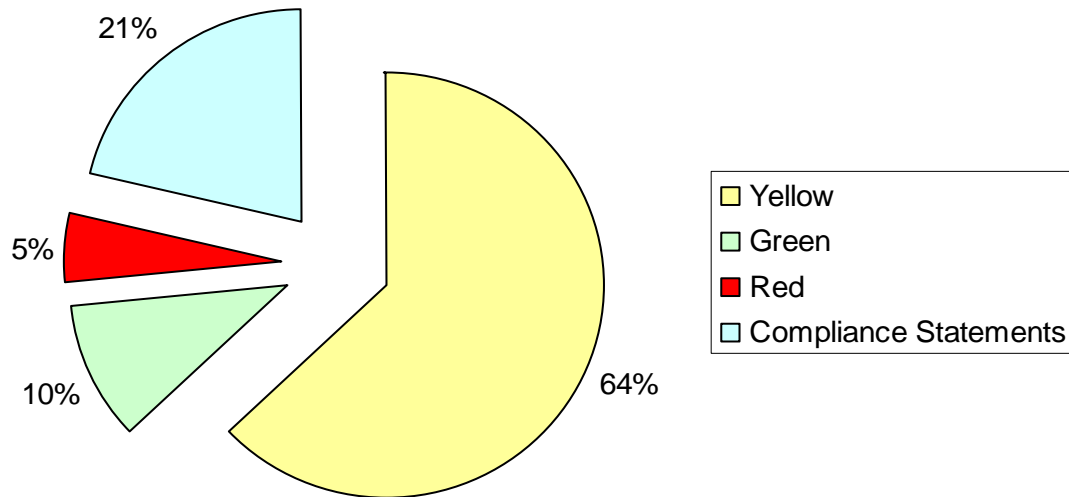
Average CAP Duration from Start to Finish 2005 - 2010





Welcome to California

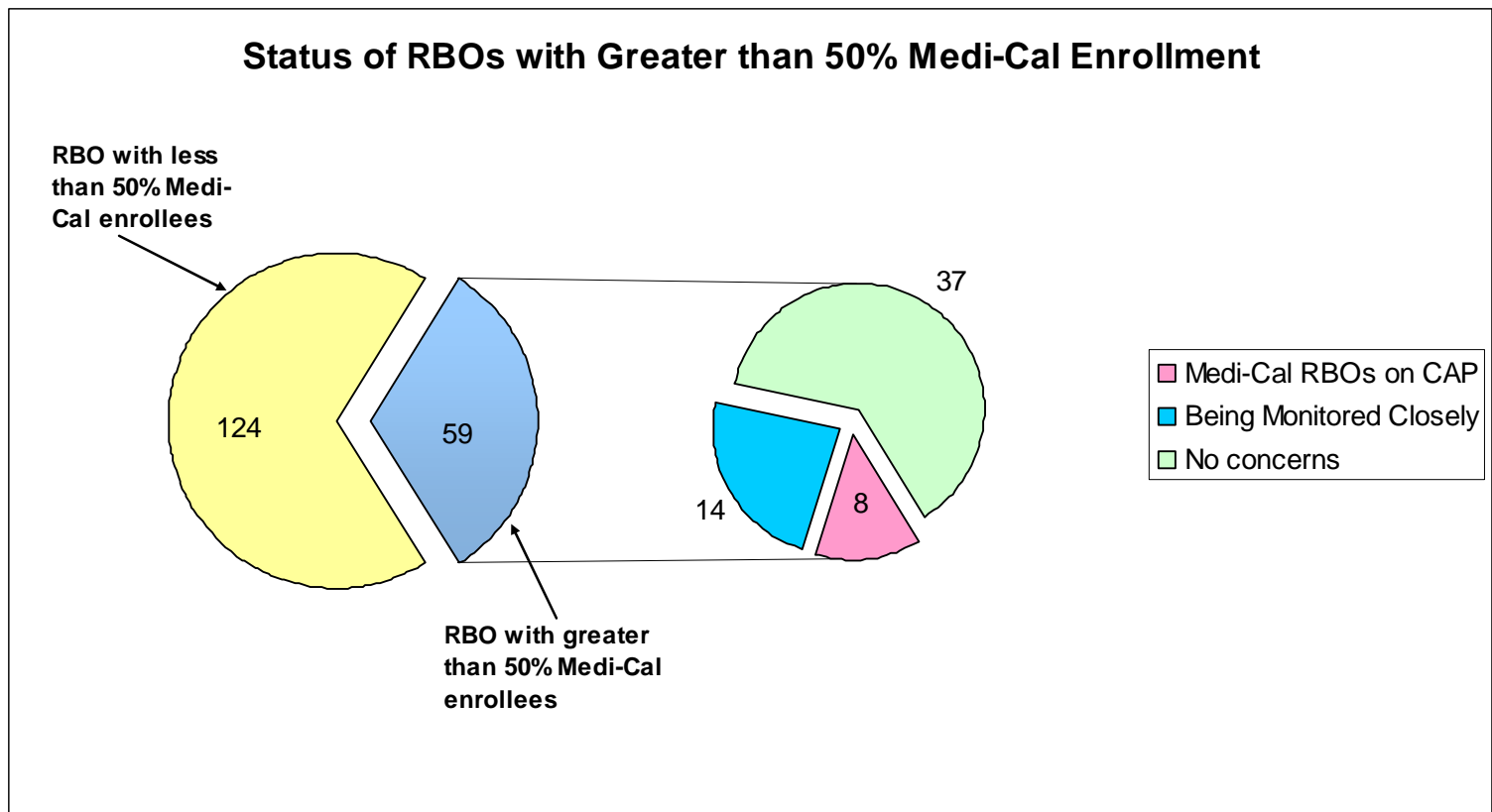
Status of All RBOs at 12/31/2010



There were 183 RBO reports filed for 12/31/10



Status of RBOs with Greater than 50% Medi-Cal Enrollment As of May 9, 2011





CAP Update Since Last FSSB Meeting

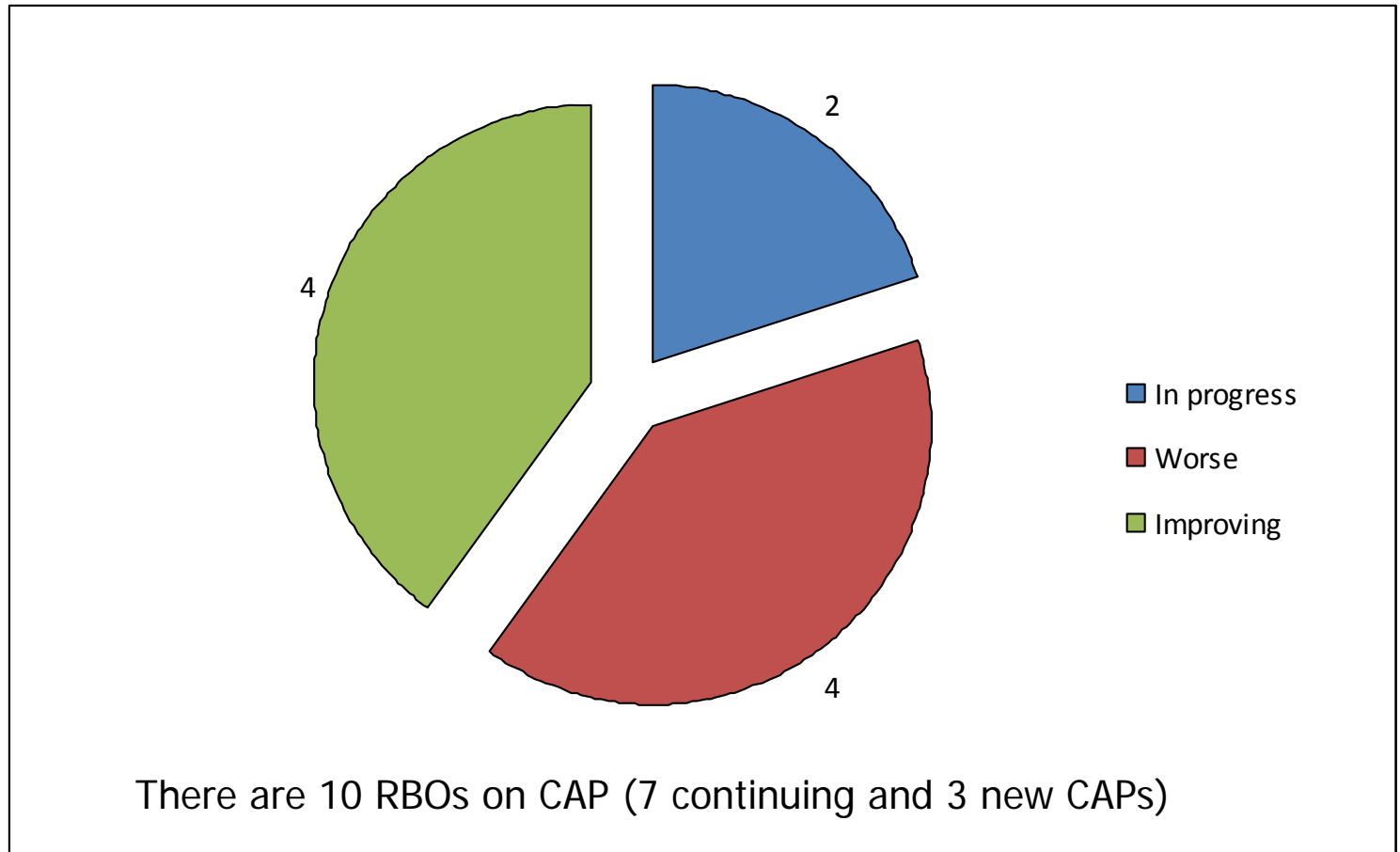
There were 20 Active CAPs at January 19, 2011:

- Ten of the CAPs were Successfully Completed
- Three of the RBOs were de-delegated
- Seven are currently monitored



Welcome to California

Current CAPs As Of May 9, 2011



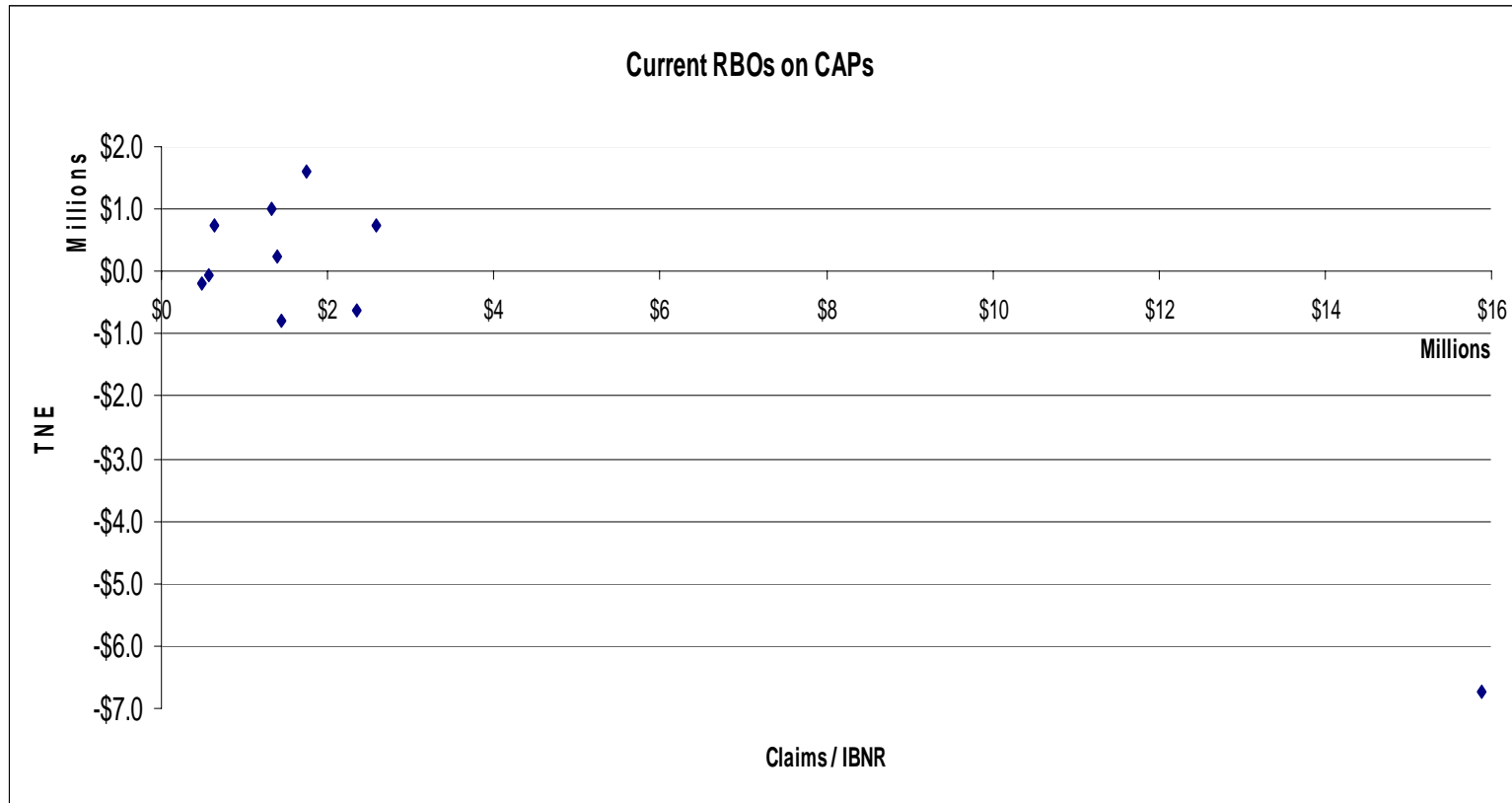


Status of the RBOs Not Meeting CAP at 12/31/10

- Two obtained revised projections to support how the CAP completion date will be met.
- Two has been given a date to obtain compliance or administration action would be taken.



Current CAPS Graph As of May 9, 2011



Available Information on DMHC Website

Health Care Providers - Microsoft Internet Explorer provided by DMHC

http://dmhc.ca.gov/providers/default.aspx

CA.GOV DEPARTMENT OF Managed Health Care

Home Health Plan Representatives **Health Care Providers** About DMHC Contact Us

General Information Claim Issues RBO Solvency IMR Information

Office of Governor Jerry Brown Visit his Website

DEPARTMENT OF Managed Health Care Help Center

About DMHC

- Federal Health Care Reform
- Announcements
- Events & Filing Deadlines
- Laws
- Records Requests
- How to Participate in Regulatory Actions
- Career Opportunities

Health Plans

- Arbitration Decisions
- Right Care Initiative
- Plan Filing & Reporting
- HMO Enrollment-Financial Data
- Enforcement Actions

Providers 1-877-525-1295

Welcome General Information Claim Issues RBO Solvency IMR Information

- RBO Solvency
- Submit RBO Financial Survey Reports
- RBO & Capitated Providers
- RBO - Financial Reporting Results

General Information Claims Issues RBO Solvency IMR Information

- [Laws and Regulations](#)
- [Frequently Asked Questions](#)
- [Provider Complaint System](#)
- [Independent Dispute Resolution Process](#)
- [Filing Financial Survey Reports](#)
- [Risk Bearing Organization Financial Reporting Results](#)
- [Independent Medical Review](#)

(6 items remaining) Downloading picture http://dmhc.ca.gov/images/providers/c_banner.jpg...

start | Inbox - Microsof... | RE: Bristol Park... | Microsoft Power... | Microsoft Excel... | Reports - Micros... | Health Care Pro... | 9:19 AM





Financial Surveys Received Report

Financial Surveys Received (QE 12/31/2010)																
DMHC#	RBO	Region	County	Reporting Period	FYE	Working Capital	DMHC Calculated Relative Working Capital	TNE	DMHC Calculated Relative TNE	Cash-to-Claims	Claims Timeliness %	95% Claims Timeliness	IBNR Estimates	CAP Required	CAP Implemented	Compliant with Final CAP?
10002	Accountable Health Care IPA, Inc.	5	Los Angeles	Q4, 2010	12/31	Met	1.10	Met	1.20	Met	Met	100	Met	No		
10682	Advantage Care IPA	5	Los Angeles	Q4, 2010	12/31	Met	1.03	Met	1.03	Met	Met	98.5	Met	No		
10516	Advantage Health Network	5	Los Angeles	Q4, 2010	12/31	Met	1.28	Met	1.41	Met	Met	100	Met	No		
10007	Affiliated Doctors Of Orange County Medical Group	No Longer an RBO														
10713	Affiliated Physicians IPA	5	Los Angeles	Q4, 2010	12/31	Met	1.33	Met	1.33	Met	Met	100	Met	No		
10010	Affinity Medical Group, Inc.	2	Contra Costa	Q4, 2010	12/31	Met	1.13	Met	1.24	Met	Met	99	Met	Yes	Yes	Yes
10067	Alliance Physicians Medical Group	No Longer an RBO														
10021	Allied Physicians of California, A Professional Medical Group	5	Los Angeles	Q4, 2010	12/31	Met	1.23	Met	1.20	Met	Met	100	Met	No		
10022	Alpha Care Medical Group	5	Los Angeles	Q4, 2010	12/31	Met	2.00	Met	2.03	Met	Met	99	Met	No		
10023	Alta Bates Medical Group	2	Alameda	Q4, 2010	6/30	Met	1.75	Met	1.76	Met	Met	99	Met	No		
10707	AMD Medical Group, Inc.	5	Orange	Q4, 2010	12/31	Met	1.38	Met	1.38	Met	Met	100	Met	Yes	Yes	Yes
10031	Angeles IPA	5	Los Angeles	Q4, 2010	12/31	Met	1.09	Met	1.09	Met	Met	99.59	Met	No		
10711	Apollo Healthcare, Inc.	5	Los Angeles	Q4, 2010	12/31	Met	1.13	Met	1.13	Met	Met	98	Met	No		
10419	AppleCare Medical Group St. Francis IPA Inc.	5	Orange	Q4, 2010	12/31	Met	1.11	Met	1.11	Met	Met	100	Met	No		
10120	AppleCare Medical Group, Inc.	5	Orange	Q4, 2010	12/31	Met	1.21	Met	1.21	Met	Met	100	Met	No		
10717	Arch Health Partners	7	San Diego	Q4, 2010	12/31	Not Met	0.91	Met	1.33	Met	Met	100	Met	Yes	No	N/A
10036	Arta Health Network, A Professional Medical Corpor	5	Orange	Q4, 2010	12/31	Met	1.36	Met	1.43	Met	Met	95	Met	No		
10533	Arta Western Medical Group, Inc.	5	Orange	Q4, 2010	12/31	Met	1.14	Met	1.25	Met	Met	98	Met	No		
10037	Asian Community Medical Group, Inc.	5	Orange	Q4, 2010	12/31	Met	1.70	Met	1.70	Met	Met	100	Met	No		
10038	Associated Hispanic Physicians of Southern Calif	5	Los Angeles	Q4, 2010	12/31	Met	1.45	Met	1.70	Met	Met	100	Met	No		
10694	Avante Best Care IPA, Inc.	5	Los Angeles	Q4, 2010	12/31	Met	1.06	Met	1.06	Met	Met	100	Met	No		
10040	Axminster Medical Group, Inc.	5	Los Angeles	Q4, 2010	12/31	Met	1.54	Met	1.64	Met	Met	99	Met	No		
10043	Bay Area Community Medical Group, Inc.	No Longer an RBO														
10044	Bay Valley Medical Group, Inc.	2	Alameda	Q4, 2010	12/31	Met	1.21	Met	1.54	Met	Met	99	Met	No		
10047	Beaver Medical Group	6	San Bernardino	Q4, 2010	12/31	Met	1.37	Met	2.56	Met	Met	99	Met	No		
10049	Bella Vista Medical Group IPA	5	Los Angeles	Q4, 2010	12/31	Met	1.56	Met	2.06	Met	Not Met	81	Met	Yes	Yes	Yes
10698	Bright Health Physicians of PIH ^T	5	Los Angeles	Q4, 2010	9/30	Met	0.70	Met	0.98	Met	Met	100	Met	No		
10058	Bristol Park Medical Group	5	Orange	Q4, 2010	12/31	Met	1.89	Met	2.01	Met	Met	99.37	Met	No		
10063	Cal Care IPA, Inc.	6	Riverside	Q4, 2010	12/31	Not Met	1.14	Not Met	1.14	Met	Met	100	Met	Yes	Yes	Yes
10060	California Pacific Medical Group, Inc. dba Brown	2	San Francisco	Q4, 2010	12/31	Met	1.43	Met	1.62	Met	Met	99.93	Met	No		

Welcome to California



Welcome to California

Compliance Statement Received Report

Compliance Statements Received (QE 12/31/10)

DMHC Number	RBO Name	Region	County	Reporting Period	FYE	Working Capital	TNE	Cash-to-Claims	95% Claims Timeliness	IBNR Estimates	Claims Timeliness %	Has the RBO experienced any events that materially alters their ability to remain compliant with the Grading Criteria?	RBO Required to file Quarterly Financial Survey
10522	Access IPA	5	Los Angeles	12/31/2010	12/31	met	met	met	met	met	99	N	N
10001	Access Medical Group	5	Los Angeles	12/31/2010	12/31	met	met	met	met	met	100	N	N
10003	Advance Primary Care Network	5	Los Angeles	12/31/2010	12/31	met	met	met	met	met	100	N	N
10011	AKM Medical Group	5	Los Angeles	12/31/2010	12/31	met	met	met	met	met	99.9	N	N
10016	All Care Medical Group	5	Los Angeles	12/31/2010	12/31	met	met	met	met	met	100	N	N
10719	Alliance Desert Physicians	6	San Bernardino	12/31/2010	12/31	met	met	met	met	met	100	N	N
10020	Allied Healthcare Providers, Inc.	5	Los Angeles	12/31/2010	12/31	met	met	met	met	met	100	N	N
10028	AMVI Medical Group	5	Los Angeles	12/31/2010	12/31	met	met	met	met	met	99.9	N	N
10030	Anchor Medical Group	6	San Bernardino	12/31/2010	12/31	met	met	met	met	met	98	N	N
10353	Centinela Valley IPA Medical Group	2	Alameda	12/31/2010	12/31	met	met	met	met	met	99.71	N	N
10092	Chino Medical Group	6	San Bernardino	12/31/2010	12/31	met	met	met	met	met	100	N	N
10639	Desert Valley Medical Group	6	San Bernardino	12/31/2010	12/31	met	met	met	met	met	95	N	N
10128	Edward Medical IPA	5	Los Angeles	12/31/2010	12/31	met	met	met	met	met	100	N	N
10683	Esperanza	5	Los Angeles	12/31/2010	12/31	met	met	met	met	met	100	N	N
10140	Family Health Alliance Medical Group	5	Los Angeles	12/31/2010	12/31	met	met	met	met	met	99.9	N	N
10145	Family Practice Medical Group of San Bernardino	6	San Bernardino	12/31/2010	12/31	met	met	met	met	met	98	N	N
10722	FutureCare Medical Associates, IPA	5	Los Angeles	12/31/2010	12/31	met	met	met	met	met	99	N	N
10180	Humboldt-Del Norte Independent Practice Association	1	Humboldt	12/31/2010	12/31	met	met	met	met	met	100	N	N
10183	Imperial County Physicians Medical Group	7	San Diego	12/31/2010	12/31	met	met	met	met	met	99	N	N
10213	Leisure World Managed Care	5	Los Angeles	12/31/2010	12/31	met	met	met	met	met	99.9	N	N
10712	Maxi-Med Inc.	5	Los Angeles	12/31/2010	12/31	met	met	met	met	met	100	N	N
10235	Medicina Familiar Medical Group	5	Los Angeles	12/31/2010	12/31	met	met	met	met	met	100	N	N
10246	Mid Cities The Independent Association, Inc.	5	Los Angeles	12/31/2010	12/31	met	met	met	met	met	99.6	N	N
10251	Mid Coast Care, Inc.	2	Alameda	12/31/2010	12/31	met	met	met	met	met	99	N	N
10250	Mid County IPA	5	Los Angeles	12/31/2010	12/31	met	met	met	met	met	99.52	N	N
10272	Noble AMA IPA Medical Group, Inc.	7	San Diego	12/31/2010	12/31	met	met	met	met	met	95	N	N
10293	Pacific Alliance Medical Center, Inc.	5	Los Angeles	12/31/2010	12/31	met	met	met	met	met	99.8	N	N
10574	Pediatric Primary Care Associated Medical Group	7	San Diego	12/31/2010	12/31	met	met	met	met	met	100	N	N



Welcome to California

Non-Filing RBOs

Non-Filing RBOs (QE 12/31/10)

DMHC Number	RBO Name

The are no non-filers as of March 22, 2011.



Welcome to California

Summary of Reported RBO Data

Summary of Reported RBO Data (QE 12/31/10)								
	STATEWIDE	REGION 1	REGION 2	REGION 3	REGION 4	REGION 5	REGION 6	REGION 7
Number of RBOs reporting financial surveys	144	0	28	5	3	81	17	10
Number of RBOs reporting compliance statements	39	1	3	0	1	22	8	4
Number of Non-filing RBOs (based upon in-house data)	0	0	0	0	0	0	0	0
Number of RBOs non-compliant with the working capital requirement	6	0	0	0	0	4	1	1
Number of RBOs non-compliant with the Tangible Net Equity (TNE) requirement	6	0	0	0	0	5	1	0
Number of RBOs non-compliant with the cash-to-claims requirement (eff. 1/1/06)	4	0	0	0	0	4	0	0
Number of RBOs non-compliant with the 95% claims timeliness requirement	5	0	0	0	0	5	0	0
Number of RBOs non-compliant with the IBNR methodology requirement	0	0	0	0	0	0	0	0
Average relative working capital ratio	1.54	0	1.94	1.19	1.3	1.54	1.27	1.13
Average relative TNE ratio	1.79	0	2.67	1.11	1.22	1.68	1.49	1.23
Average cash-to-claims requirement (eff. 1/1/06)	3.13	0	5.64	9.02	4.1	2.21	1.70	2.75
Average claims timeliness percentage	98.52	0	99.16	99.60	99.67	98.18	98.51	98.60
Number of RBOs meeting all grading criteria	135	0	28	5	3	74	16	9
Number of RBOs non-compliant with 1 (one) grading criteria	2	0	0	0	0	1	0	1
Number of RBOs non-compliant with 2 (two) grading criteria	4	0	0	0	0	3	1	0
Number of RBOs non-compliant with 3 (three) grading criteria	2	0	0	0	0	2	0	0
Number of RBOs non-compliant with 4 (four) grading criteria	1	0	0	0	0	1	0	0
Number of RBOs non-compliant with all grading criteria	0	0	0	0	0	0	0	0
Number of Corrective Action Plans (CAP) required	20	0	3	0	0	13	2	2
Number of CAPs in the development process	4	0	0	0	0	3	0	1
Number of CAPs approved by the Department	16	0	3	0	0	10	2	1
Number of RBOs compliant with approved CAP	12	0	3	0	0	6	2	1
Number of RBOs non-compliant with approved CAP	4	0	0	0	0	4	0	0

The above summarizes the "as reported" data as of March 22, 2011. DMHC is working with the RBOs to ensure correct reporting and will update this data as additional filings are made.



Statement of Organization

- RBO Ownership Information
- Range of RBO Lives
- Contracting Health Plans
- Total Primary Care Physicians Contracted with RBO
- Total Specialists Contracted With RBO
- MSO Information
- Address for Provider Dispute Resolution



Questions?



Welcome to California

Map and County Breakdown



Region 1

- Butte
- Colusa
- Del Norte
- Glenn
- Humboldt
- Lake
- Lassen
- Mendocino
- Modoc
- Plumas
- Shasta
- Sierra
- Siskiyou
- Tehama
- Trinity

Region 2

- Alameda
- Amador
- Contra Costa
- El Dorado
- Marin
- Napa
- Nevada
- Placer
- Sacramento
- San Francisco
- San Joaquin
- San Mateo
- Santa Clara
- Santa Cruz
- Solano
- Sonoma
- Sutter
- Yolo
- Yuba

Region 3

- Alpine
- Calaveras
- Fresno
- Inyo
- Kings
- Madera
- Mariposa
- Merced
- Mono
- Monterey
- San Benito
- Stanislaus
- Tulare
- Tuolumne

Region 4

- Kern
- San Luis Obispo
- Santa Barbara

Region 5

- Los Angeles
- Orange
- Ventura

Region 6

- Riverside
- San Bernardino

Region 7

- Imperial
- San Diego