

Provider Solvency Quarterly Update

April 18, 2018

Michelle Yamanaka

Supervising Examiner, Office of Financial Review

Risk Bearing Organization (RBO) Financial Reporting as of 12/31/17

185 Risk Bearing Organizations are required to file survey reports:

Annual:

- All RBOs file Annual Survey Reports (based on audited financial statements).

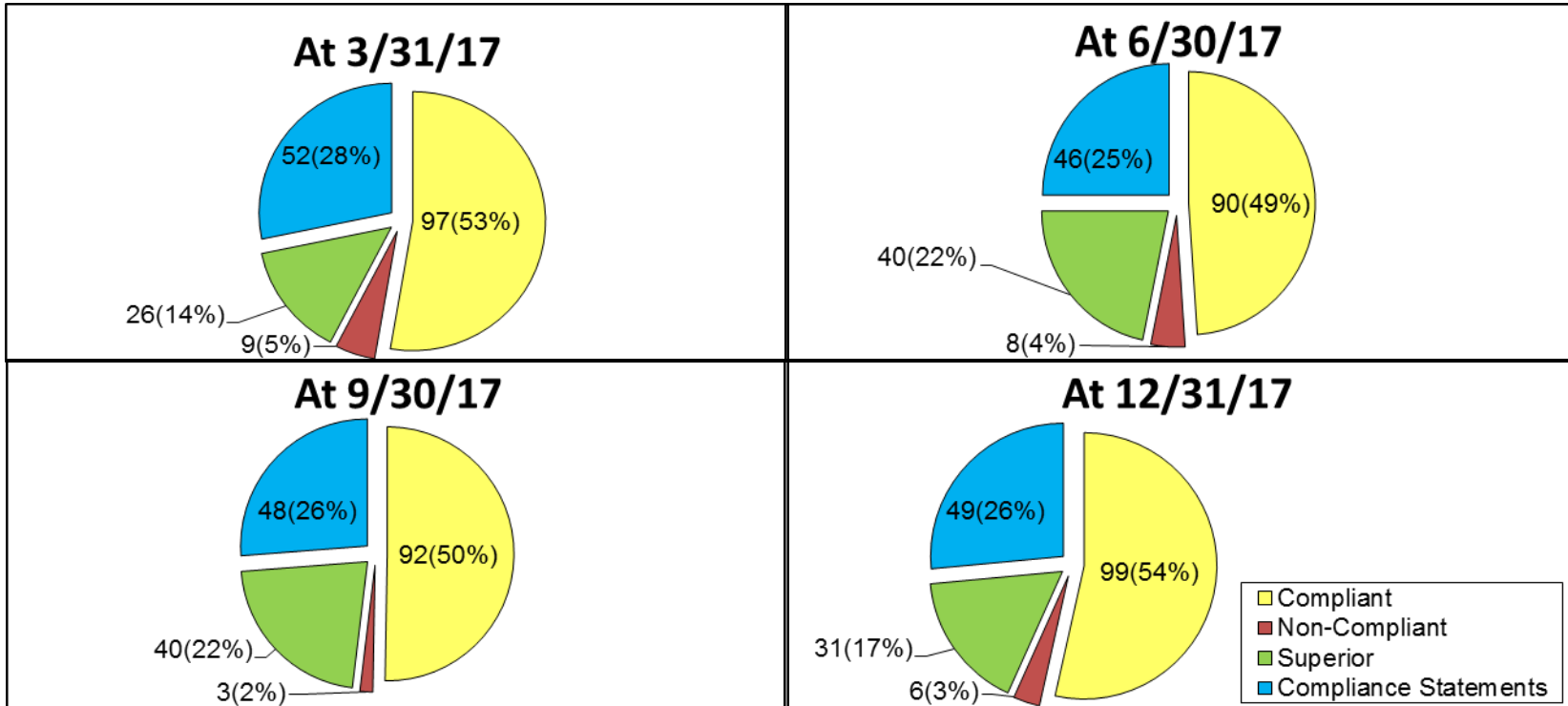
Quarterly:

- 136 RBOs filed Quarterly Survey Reports
- 49 RBOs filed Compliance Statements

Monthly:

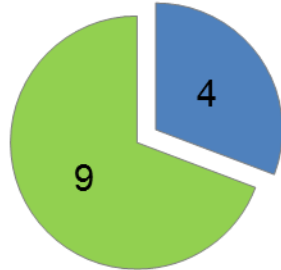
- 5 RBOs file monthly financial statements

Status of all Risk Bearing Organizations

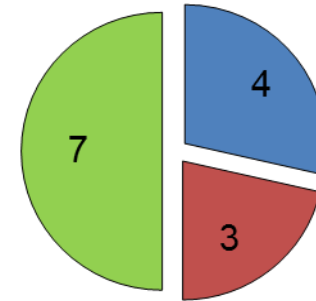


Status of Corrective Action Plans by RBO

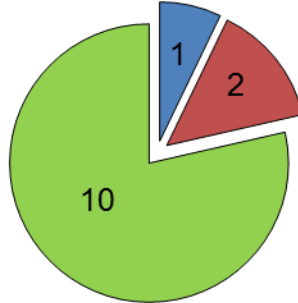
CAP Status at 3/31/17



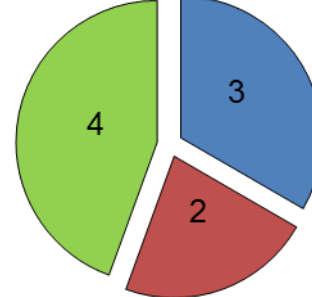
CAP Status at 6/30/17



CAP Status at 9/30/17



CAP Status at 12/31/17

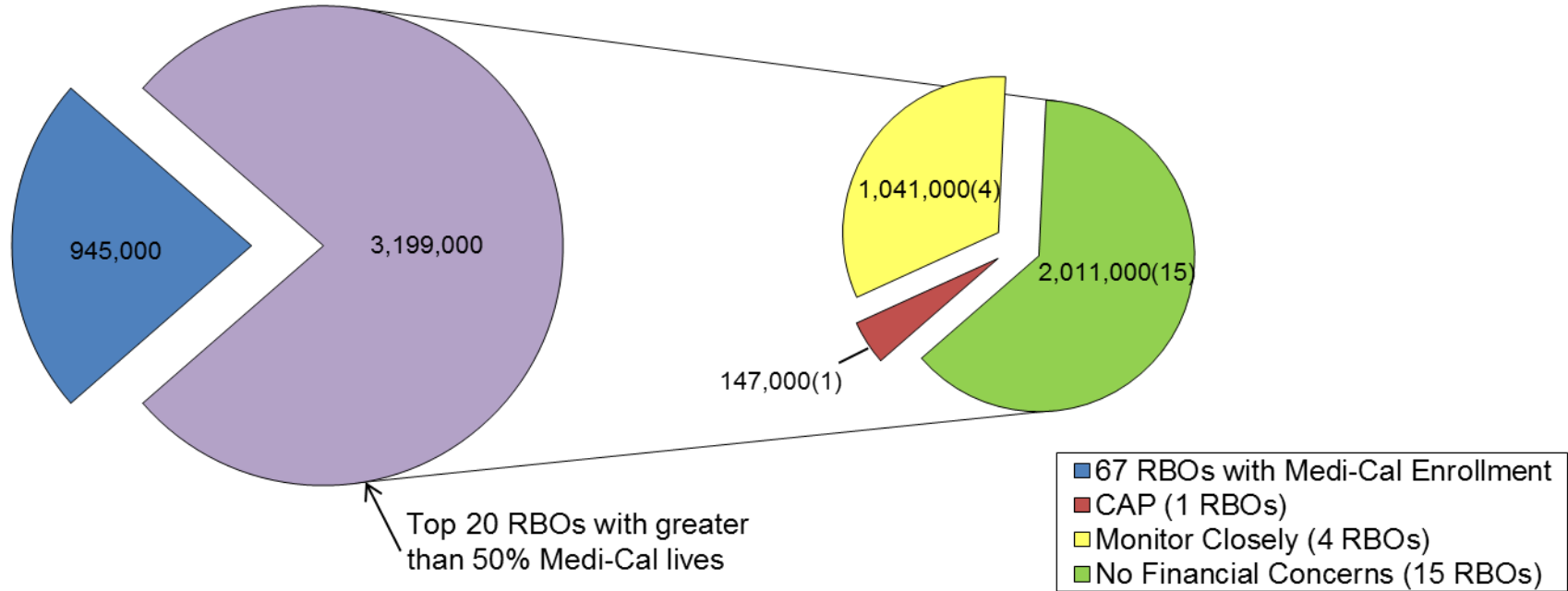


CAP Review Summary as of 12/31/17

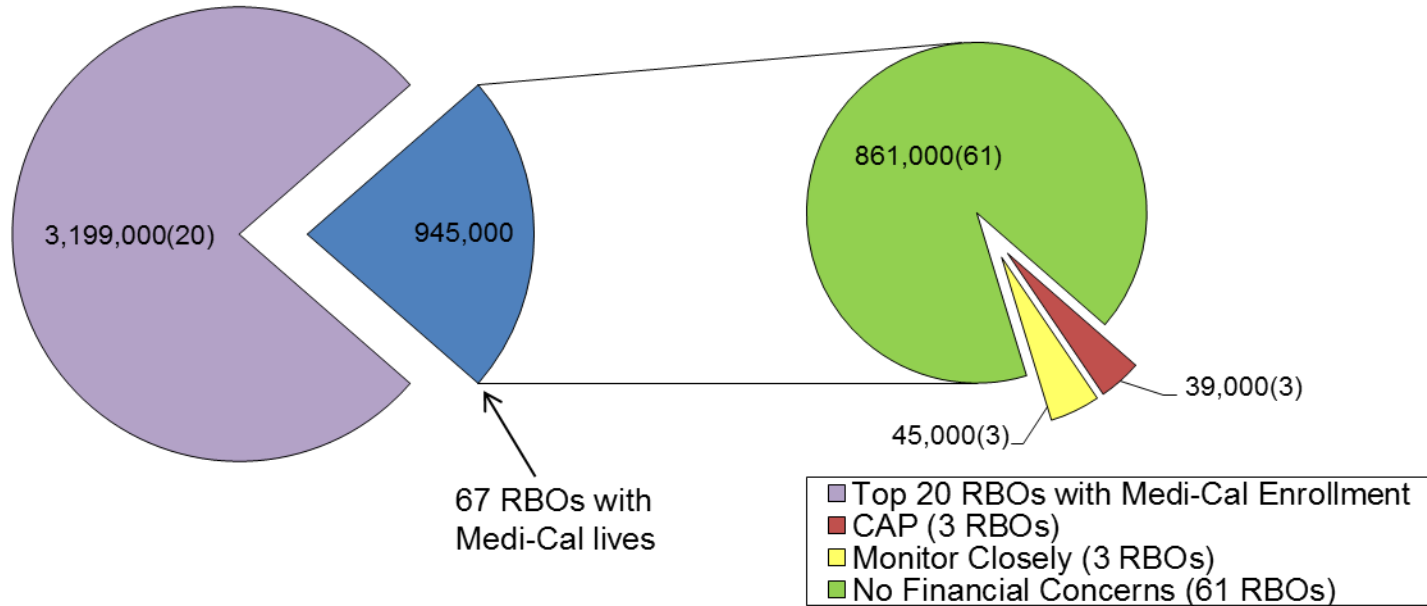
| RBO | Enrollment at FYE | Deficiency | CAP Review as of | | | | | Year 2015 |
|---|-------------------|------------|------------------|------------|------------|------------|-------------|-----------|
| | | | QE 12/31/17 | QE 9/30/17 | QE 6/30/17 | QE 3/31/17 | QE 12/31/16 | |
| Accountable Health Care IPA | 150k-200k | TNE,WC,CC | X | X | X | X | | X |
| Asian American Medical Group | 5k-10k | CT | | X | X | X | X | |
| Bright Health Physicians of PIH | 50k-75k | CT | | | | | X | X |
| Bright Health Physicians of PIH | 50k-75k | WC | | | | | | X |
| Children First Medical Group, Inc. | 50k-75k | CT | | | | | | X |
| Chinese Community Health Care Association | 10k-15k | CT | | X | X | X | X | |
| College Health IPA | 200k+ | CT | | | | X | X | X |
| Desert Valley Medical Group | 0-5k | TNE,WC | X | X | X | | | X |
| Facey Medical Foundation | 75k-100k | WC | | | X | X | X | |
| Family Care Specialists Medical Group | 10k-15k | CT | | | X | X | | |
| Fenix Medical Group | 0-5k | TNE,WC | | | | | | X |
| First Choice Medical Group | 75k-100k | TNE,WC,CC | | | | | | X |
| Golden Empire Managed Care Medical Group | 50k-75k | CT | X | | | | | |
| Health Connect Medical Group | 0-5k | TNE | | X | | | | |
| Horizon Valley Medical Group | 15k-20k | TNE | | | | X | X | |
| Imperial Health Holdings, A Professional Medical Corporation | 0-5k | TNE | | X | X | X | | |
| Independence Medical Group | 100k-150k | TNE,WC | | | | | | X |
| Jade Health Care Medical Group | 0-5k | TNE | X | X | X | X | X | |
| Jade Health Care Medical Group | 0-5k | WC | X | X | X | | | |
| Marin IPA | 20-30k | CT | | X | X | | | |
| Maverick Medical Group | 10k-15k | TNE,WC | X | X | X | X | X | X |
| Merit IPA | 0-5k | TNE,WC,CC | X | X | X | | | |
| Nivano Physicians, Inc. (Formerly Sierra Nevada Medical Associates, Inc.) | 40k-50k | TNE,WC,CC | X | X | X | X | X | X |
| Northern California Physicians Care Network, Inc. | 0-5k | TNE,WC,CC | | | | X | X | |
| Omicare Medical Group | 30k-40k | TNE,CC | | | | | | X |
| Physicians Medical Group of San Jose | 75k-100k | CT | | | X | X | | X |
| Qualcare Incorporated | 0-5k | TNE | X | | | | X | X |
| Santa Clara County IPA | 20-30k | TNE | | | | | | X |
| Verity Medical Foundation (Formerly DCHS Medical Foundation) | 15k-20k | WC | | X | X | | X | X |

| Deficiency |
|---------------------------|
| CT – Claims Timeliness |
| CC – Cash-to-Claims Ratio |
| TNE – Tangible Net Equity |
| WC – Working Capital |

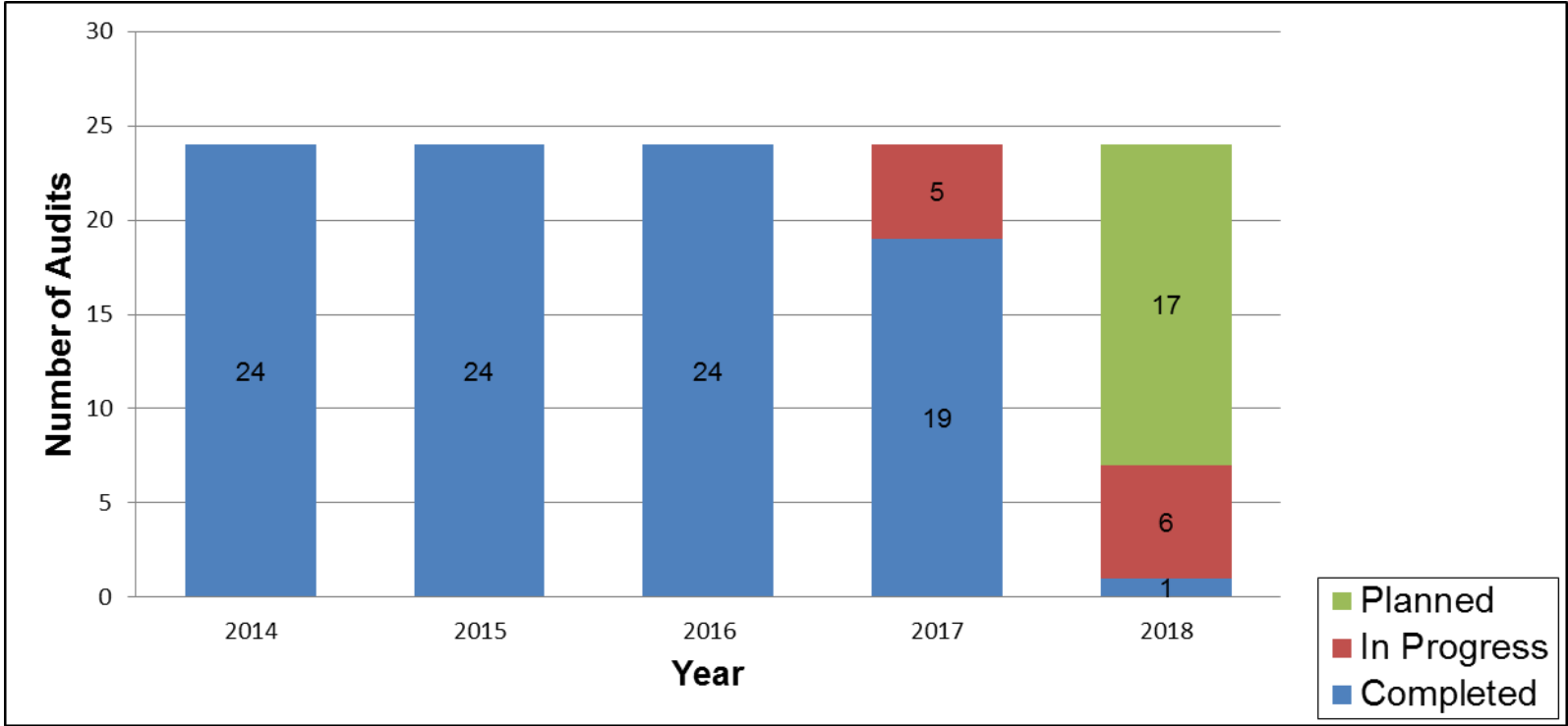
Top 20 RBOs with Greater than 50% Estimated Medi-Cal Lives



Remaining RBOs with Medi-Cal Lives



RBO Audits



Questions