

Provider Solvency Quarterly Update

January 30, 2019

Michelle Yamanaka
Supervising Examiner, Office of Financial Review

Risk Bearing Organization (RBO) Financial Reporting as of 9/30/18

186 Risk Bearing Organizations are required to file survey reports:

Annually:

- All RBOs file Annual Survey Reports

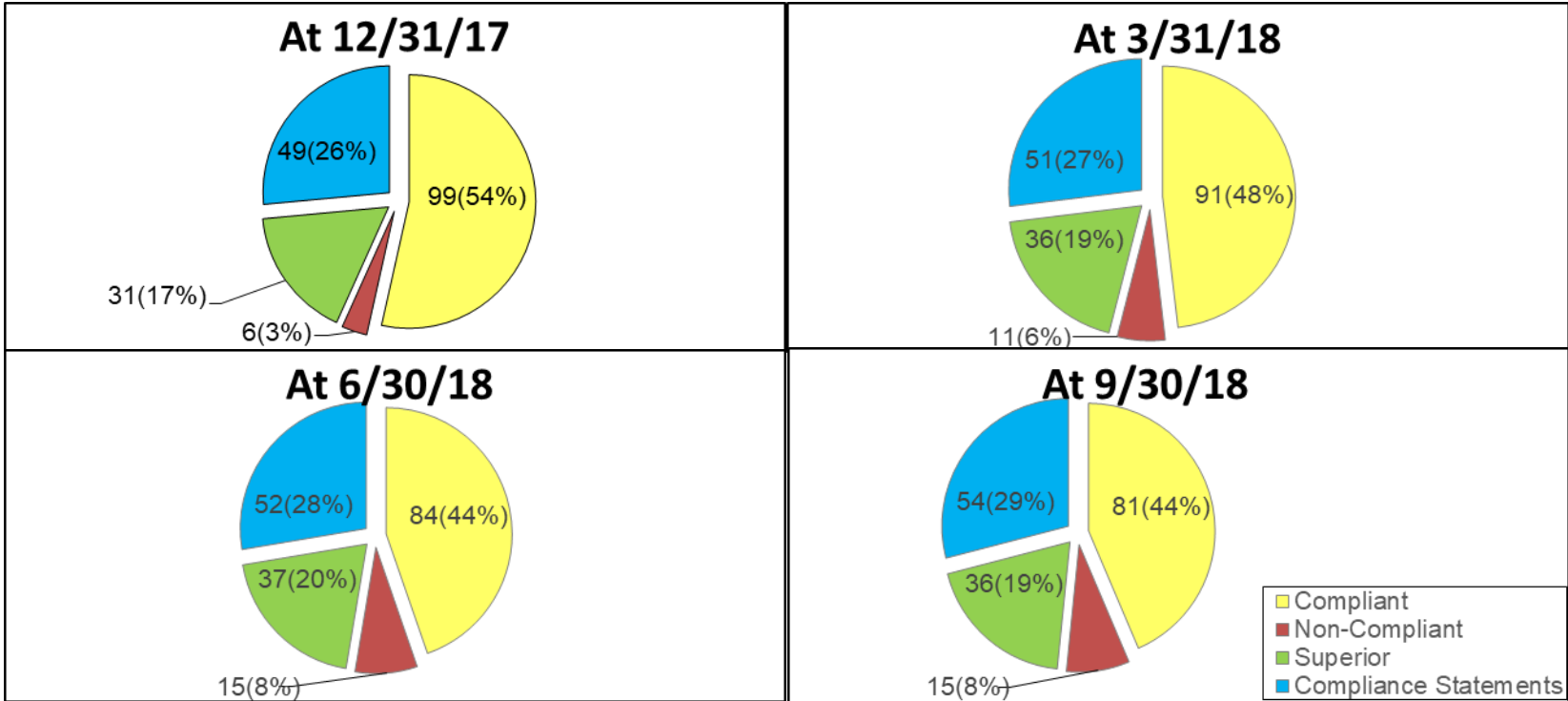
Quarterly:

- 132 RBOs file Quarterly Survey Reports
- 54 RBOs file Compliance Statements

Monthly:

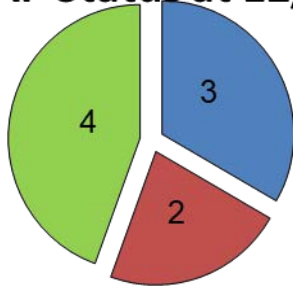
- 8 RBOs file monthly financial statements

Status of all Risk Bearing Organizations

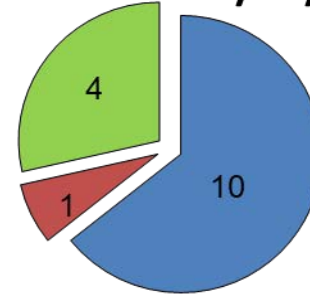


Status of Corrective Action Plans by RBO

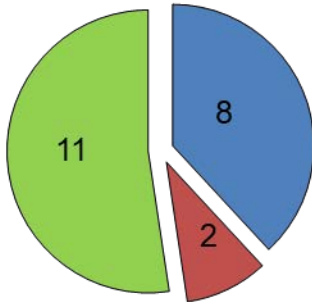
CAP Status at 12/31/17



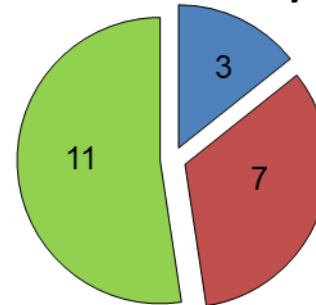
CAP Status at 3/31/18



CAP Status at 6/30/18



CAP Status at 9/30/18



CAP Review Summary as of 9/30/18

RBO	MSO	Enrollment at FYE	Deficiency	CAP Review as of			
				QE 9/30/18	QE 6/30/18	QE 3/31/18	QE 12/31/17
Accountable Health Care IPA	Network Medical Management Inc.	150k-200k	TNE,WC,CC	X	X	X	X
Allied Physicians of California, A Professional Medical Corporation	Network Medical Management Inc.	200k+	CT	X	X		
Cal Care IPA, Inc.	Primary Provider Management Company	20k-30k	CT	X	X	X	
Cedar-Sinai Medical Foundation	Cedar-Sinai Medical Network Services	40k-50k	CT	X			
DaVita Medical Associates California, Inc.	DaVita Medical Management, LLC.	200k+	TNE	X	X	X	
Desert Valley Medical Group	N/A	0-5k	TNE,WC			X	X
Encompass Medical Group	N/A	0-5k	TNE,WC		X	X	
Health Connect Medical Group	N/A	0-5k	TNE,CC		X	X	
Imperial Health Holdings, A Professional Medical Corporation	N/A	10k-15k	CT	X	X		
Jade Health Care Medical Group	Chinese Community Health Plan	10k-15k	TNE,WC,CC	X	X	X	X
Joseph M. Molina, M.D., Professional Corp.	Network Medical Management, Inc.	75k-100k	TNE,WC	X	X		
Leisure World Managed Care	Change Healthcare	0-5k	TNE,WC	X	X	X	

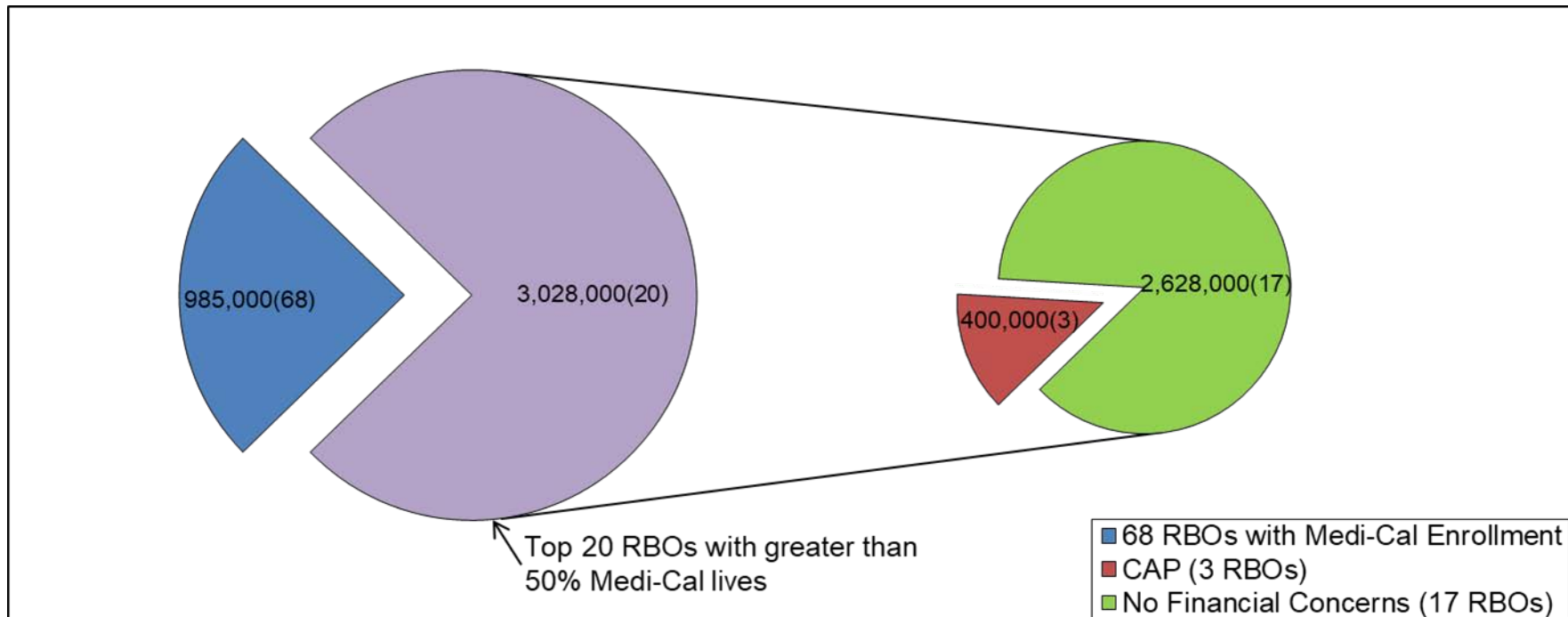
Deficiency
CT – Claims Timeliness
CC – Cash-to-Claims Ratio
TNE – Tangible Net Equity
WC – Working Capital

CAP Review Summary as of 9/30/18

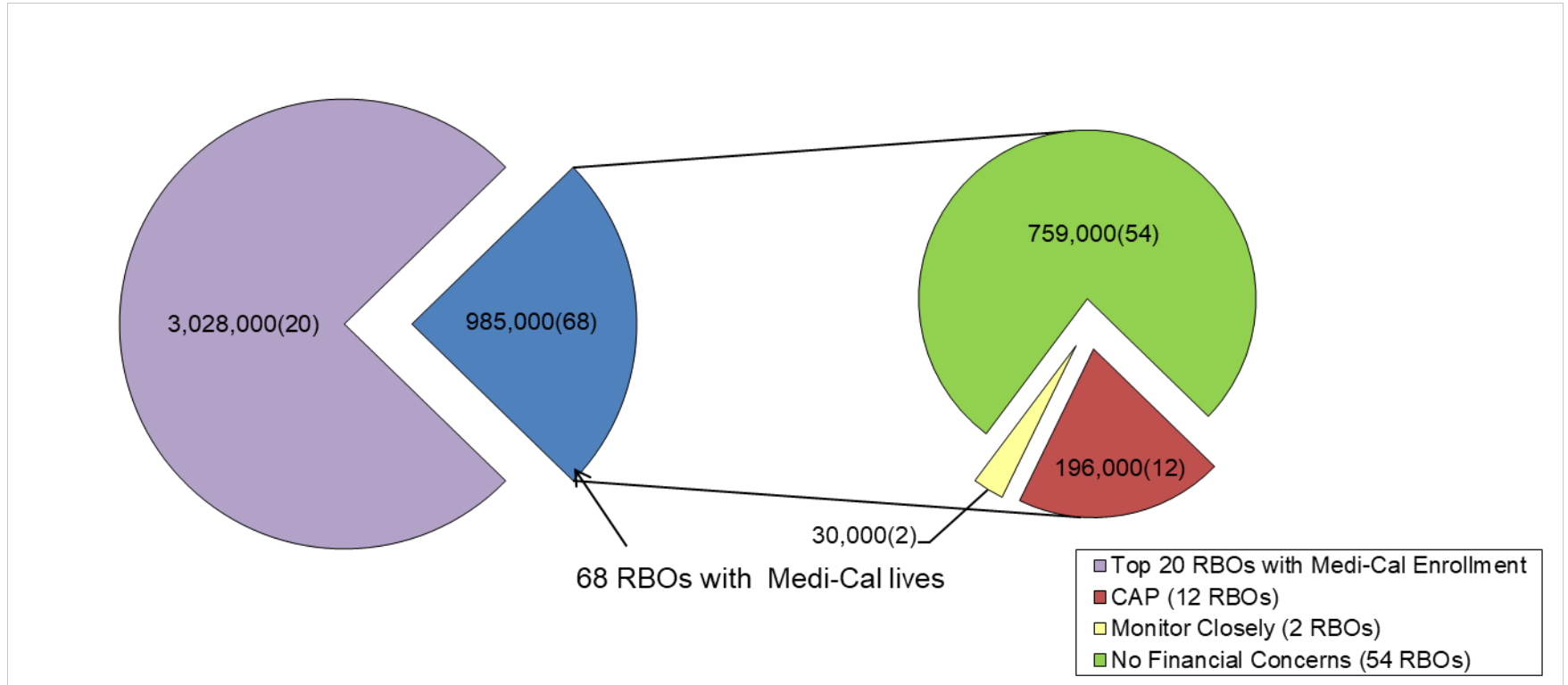
RBO	MSO	Enrollment at FYE	Deficiency	CAP Review as of			
				QE 9/30/18	QE 6/30/18	QE 3/31/18	QE 12/31/17
Los Angeles Medical Center	Primary Provider Management Company	15k-20k	CT	X	X	X	
Merit IPA	PremierOne Plus MSO	0-5k	TNE,WC,CC				X
Montage Medical Group	Coastal TPA, Inc.	0-5k	TNE	X	X		
Nivano Physicians, Inc.	MHM Healthcare, Inc.	40k-50k	TNE,WC,CC	X	X	X	X
Pioneer Provider Network	Change Healthcare	30k-40k	TNE,WC	X	X	X	
Qualcare Incorporated	Managed Care Systems, LLC.	0-5k	TNE		X	X	X
San Benito Medical Associates, Inc.	Pacific Health Alliance	0-5k	CT	X	X		
San Bernardino Medical Group		10k-15k	TNE,CC	X	X	X	
Sequoia Health IPA, Inc.	Primary Provider Management Company	30k-40k	TNE,WC	X	X		
Southern California Children's Health Care Network, A Medical Group, Inc.	Easy Care MSO, LLC.	0-5k	CT	X	X		
Superior Choice Medical Group, Inc.	Easy Care MSO, LLC.	15k-20k	CT	X			
Torrance Health Association	Advanced Medical Management, LLC	30k-40k	CT	X			
Vantage Medical Group	Primary Provider Management Company	200k+	CT	X	X	X	
Verity Medical Foundation	Verity Medical Foundation	15k-20k	TNE,WC, CC,CT	X	X		

Deficiency
CT – Claims Timeliness
CC – Cash-to-Claims Ratio
TNE – Tangible Net Equity
WC – Working Capital

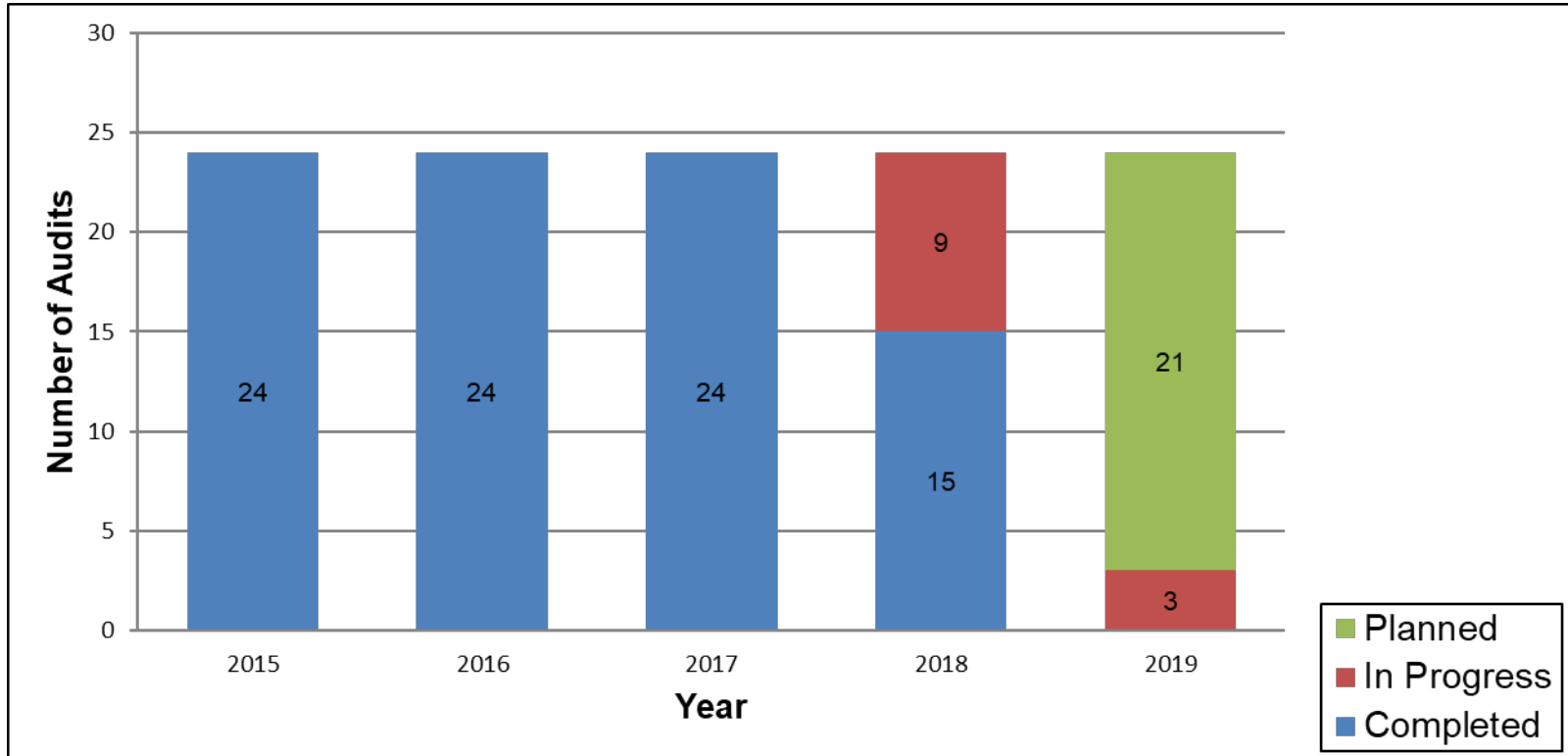
Top 20 RBOs with Greater than 50% Estimated Medi-Cal Lives



Remaining RBOs with Medi-Cal Lives



RBO Audits



Questions

CAP Review Summary as of 9/30/18

RBO	MSO	Enrollment at FYE	Deficiency	CAP Review as of			
				QE 9/30/18	QE 6/30/18	QE 3/31/18	QE 12/31/17
Accountable Health Care IPA	Network Medical Management Inc.	150k-200k	TNE,WC,CC	X	X	X	X
Allied Physicians of California, A Professional Medical Corporation	Network Medical Management Inc.	200k+	CT	X	X		
Cal Care IPA, Inc.	Primary Provider Management Company	20k-30k	CT	X	X	X	
Cedar-Sinai Medical Foundation	Cedar-Sinai Medical Network Services	40k-50k	CT	X			
DaVita Medical Associates California, Inc.	DaVita Medical Management, LLC.	200k+	TNE	X	X	X	
Desert Valley Medical Group	N/A	0-5k	TNE,WC			X	X
Encompass Medical Group	N/A	0-5k	TNE,WC		X	X	
Health Connect Medical Group	N/A	0-5k	TNE,CC		X	X	
Imperial Health Holdings, A Professional Medical Corporation	N/A	10k-15k	CT	X	X		
Jade Health Care Medical Group	Chinese Community Health Plan	10k-15k	TNE,WC,CC	X	X	X	X
Joseph M. Molina, M.D., Professional Corp.	Network Medical Management, Inc.	75k-100k	TNE,WC	X	X		
Leisure World Managed Care	Change Healthcare	0-5k	TNE,WC	X	X	X	

CAP Review Summary as of 9/30/18

RBO	MSO	Enrollment at FYE	Deficiency	CAP Review as of			
				QE 9/30/18	QE 6/30/18	QE 3/31/18	QE 12/31/17
Los Angeles Medical Center	Primary Provider Management Company	15k-20k	CT	X	X	X	
Merit IPA	PremierOne Plus MSO	0-5k	TNE,WC,CC				X
Montage Medical Group	Coastal TPA, Inc.	0-5k	TNE	X	X		
Nivano Physicians, Inc.	MHM Healthcare, Inc.	40k-50k	TNE,WC,CC	X	X	X	X
Pioneer Provider Network	Change Healthcare	30k-40k	TNE,WC	X	X	X	
Qualcare Incorporated	Managed Care Systems, LLC.	0-5k	TNE		X	X	X
San Benito Medical Associates, Inc.	Pacific Health Alliance	0-5k	CT	X	X		
San Bernardino Medical Group		10k-15k	TNE,CC	X	X	X	
Sequoia Health IPA, Inc.	Primary Provider Management Company	30k-40k	TNE,WC	X	X		
Southern California Children's Health Care Network, A Medical Group, Inc.	Easy Care MSO, LLC.	0-5k	CT	X	X		
Superior Choice Medical Group, Inc.	Easy Care MSO, LLC.	15k-20k	CT	X			
Torrance Health Association	Advanced Medical Management, LLC	30k-40k	CT	X			
Vantage Medical Group	Primary Provider Management Company	200k+	CT	X	X	X	
Verity Medical Foundation	Verity Medical Foundation	15k-20k	TNE,WC,CC,CT	X	X		

Deficiency
CT – Claims Timeliness
CC – Cash-to-Claims Ratio
TNE – Tangible Net Equity
WC – Working Capital