

# Provider Solvency Quarterly Update

January 23, 2018

**Michelle Yamanaka**

**Supervising Examiner, Office of Financial Review**

# Risk Bearing Organization (RBO) Financial Reporting as of 9/30/17

184 Risk Bearing Organizations are required to file survey reports:

Annual:

- All RBOs file Annual Survey Reports (based on audited financial statements).

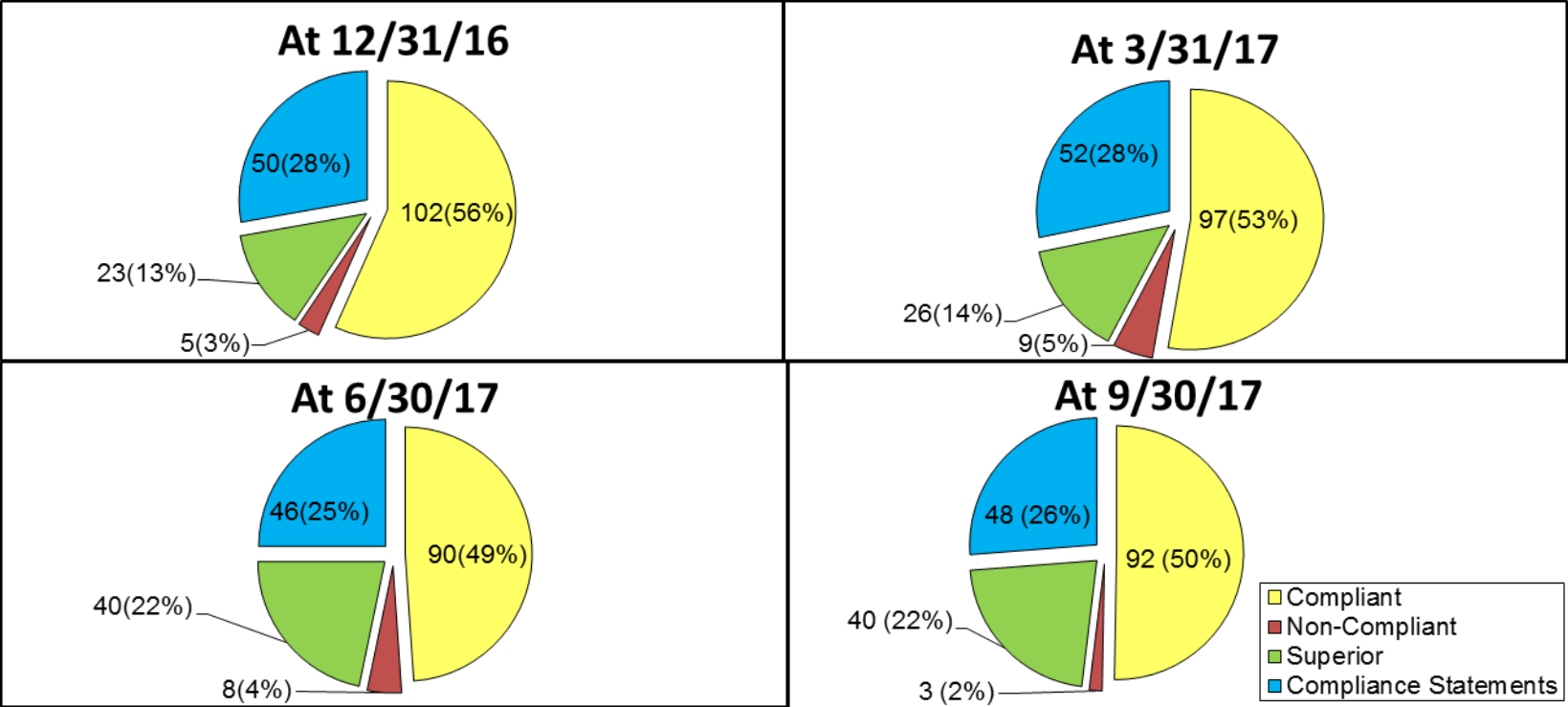
Quarterly:

- 135 RBOs filed Quarterly Survey Reports
- 48 RBOs filed Compliance Statements
- 1 RBO on the non-filer list

Monthly:

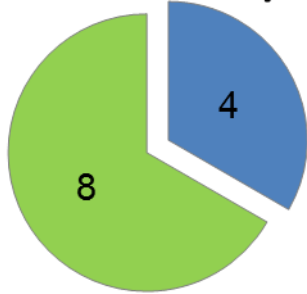
- 5 RBOs file monthly financial statements

# Status of all Risk Bearing Organizations

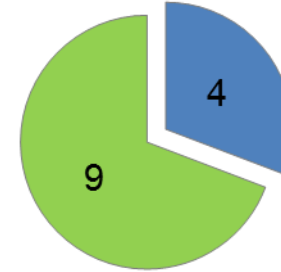


# Status of Corrective Action Plans by RBO

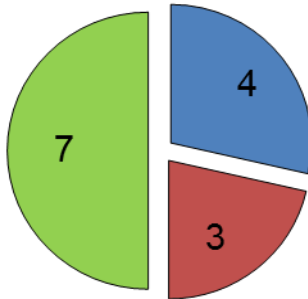
CAP Status at 12/31/16



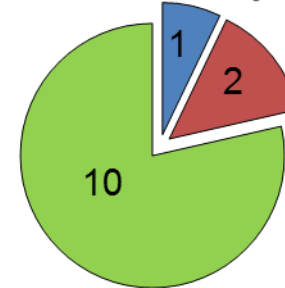
CAP Status at 3/31/17



CAP Status at 6/30/17



CAP Status at 9/30/17

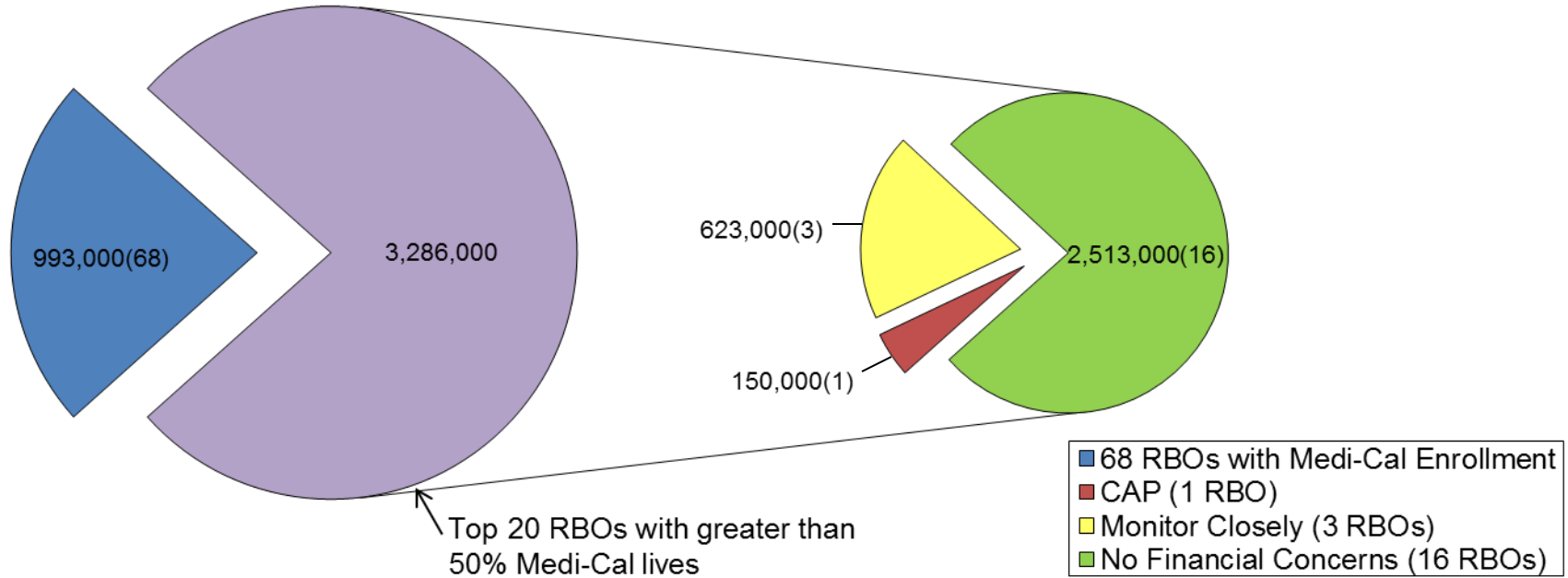


# CAP Review Summary as of 9/30/17

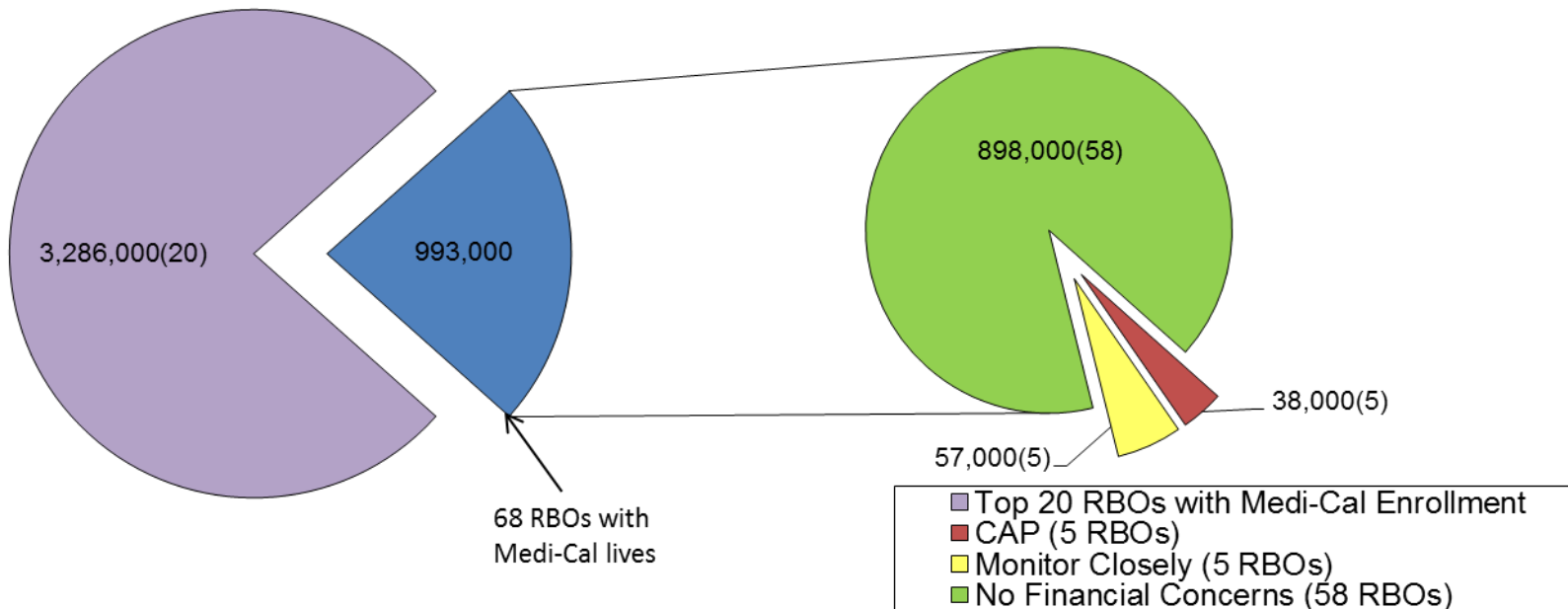
RBO	Enrollment at FYE	Deficiency	CAP Review as of					2015
			QE 9/30/17	QE 6/30/17	QE 3/31/17	QE 12/31/16	QE 9/30/16	
Accountable Health Care IPA	150k-200k	TNE, WC, CC	X	X	X			X
Asian American Medical Group	5k-10k	CT	X	X	X	X		
Bright Health Physicians of PIH	50k-75k	CT				X	X	X
Bright Health Physicians of PIH	50k-75k	WC						X
Children First Medical Group, Inc.	50k-75k	CT					X	X
Chinese Community Health Care Association	10k-15k	CT	X	X	X	X		
College Health IPA	200k+	CT			X	X	X	X
Desert Valley Medical Group	0-5k	TNE, WC	X	X			X	X
Facey Medical Foundation	75k-100k	WC		X	X	X		
Family Care Specialists Medical Group	10k-15k	CT		X	X			
Fenix Medical Group	0-5k	TNE, WC						X
First Choice Medical Group	75k-100k	TNE, WC, CC						X
Health Connect Medical Group	0-5k	TNE	X					
Horizon Valley Medical Group	15k-20k	TNE			X	X	X	
Imperial Health Holdings, A Professional Medical Corporation	0-5k	TNE	X	X	X			
Independence Medical Group	100k-150k	TNE, WC						X
Jade Health Care Medical Group	0-5k	TNE	X	X	X	X		
Jade Health Care Medical Group	0-5k	WC	X	X				
Marin IPA	20-30k	CT	X	X				
Maverick Medical Group	10k-15k	TNE, WC	X	X	X	X	X	X
Merit IPA	0-5k	TNE, WC, CC	X	X				
Nivano Physicians, Inc. (Formerly Sierra Nevada Medical Associates, Inc.)	40k-50k	TNE, CT	X	X	X	X	X	X
Northern California Physicians Care Network, Inc.	0-5k	TNE, WC, CC			X	X	X	
Omnicare Medical Group	30k-40k	TNE, CC					X	X
Physicians Medical Group of San Jose	75k-100k	CT		X	X			X
Qualcare Incorporated	0-5k	TNE, WC, CC				X	X	X
Santa Clara County IPA	20-30k	TNE						X
Verity Medical Foundation (Formerly DCHS Medical Foundation)	15k-20k	WC	X	X		X	X	X

Deficiency
CT – Claims Timeliness
CC – Cash-to-Claims Ratio
TNE – Tangible Net Equity
WC – Working Capital

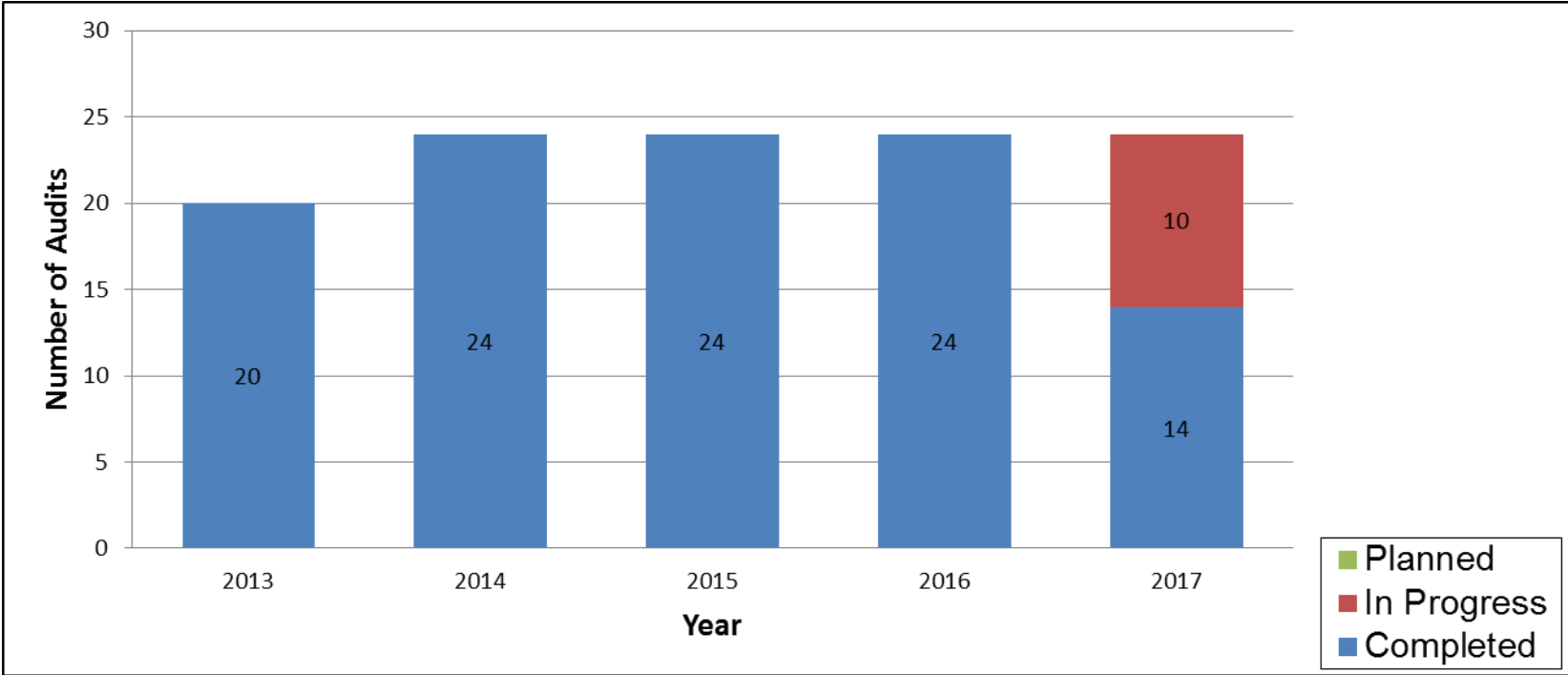
# Top 20 RBOs with Greater than 50% Estimated Medi-Cal Lives



# Remaining RBOs with Medi-Cal Lives



# RBO Audits





# Questions?