

Health Plan Quarterly Update

April 19, 2017

Stephen Babich

Supervising Examiner, Office of Financial Review

Division of Financial Oversight (DFO) Responsibilities

- Review of Health Plan Filings
- Financial Statement Review
- Financial Examinations
- Claims Initiative Exams
- Medical Loss Ratio Exams

DFO Updates

1. Number of Licensed Plans
2. Enrollment
3. Closely Monitored Plans
4. Tangible Net Equity (TNE) Deficient Plans
5. TNE of Plans

Knox-Keene Licensed Plans

	3/20/2016	3/20/2017
Full Service (Health)	72	74
Dental	15	15
Behavioral Health	12	11
Vision	10	10
Pharmacy (Medicare Part D)	5	4
Discount	3	3
Chiropractic	3	3
Dental/Vision	2	2
Total	122	122

Full Service Enrollment

(in Millions)

	12/31/13	12/31/14	12/31/15	12/31/16
Full Service Lives**	20.15	23.88	25.12	25.96
Key Enrollment Blocks:				
Total Commercial	11.27	12.33	12.81	13.10
Total Government	8.88	11.55	12.31	12.86

** Total Service Lives as reported by Plans excluding Plan to Plan, ASO, Med Supp and other minor categories.

Commercial Enrollment

(in Millions)

	12/31/13	12/31/14	12/31/15	12/31/16
Total HMO	9.68	9.76	9.92	10.02
Large Group	7.58	7.58	7.61	7.61
Small Group	1.41	1.24	1.24	1.37
Individual	0.59	0.85	0.99	0.97
POS	0.10	0.09	0.08	0.07
PPO/EPO	1.59	2.57	2.89	3.08
Total Commercial	11.27	12.33	12.81	13.10

Government Enrollment

(in Millions)

	12/31/13	12/31/14	12/31/15	12/31/16
Medi-Cal	6.85	9.42	10.09	10.58
Medicare Risk	2.01	2.12	2.21	2.27
Other Government Programs	0.02	0.01	0.01	0.01
Total Government	8.88	11.55	12.31	12.86

Closely Monitored Plans

as of March 17, 2017(QE 12/31/2016 and ME 1/31/2017)

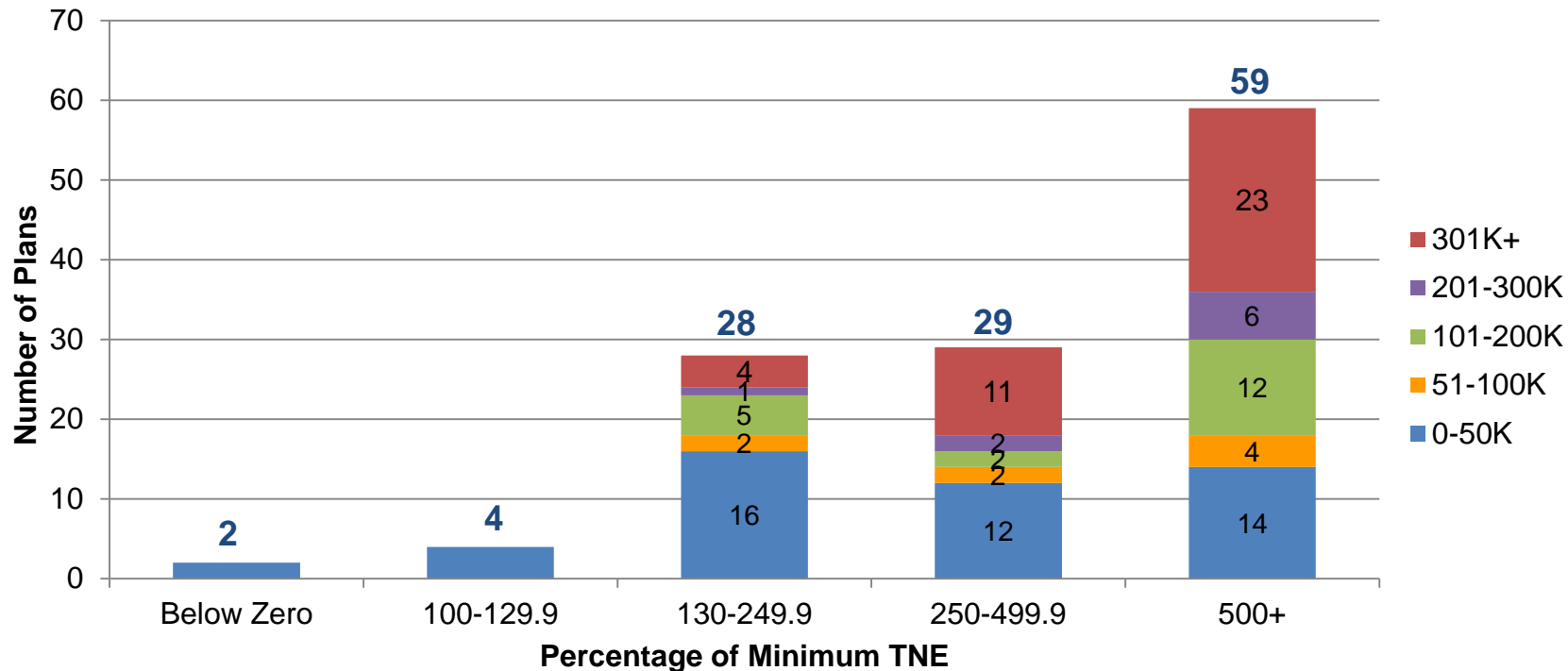
	2015	2016
Full Service Plans	22	16
Medi-Cal	2	2
Medicare Advantage	10	8
Commercial	10	6
Behavioral Health	2	1
Dental	3	2
Vision	1	2
Total	28	21

TNE Deficient Plans

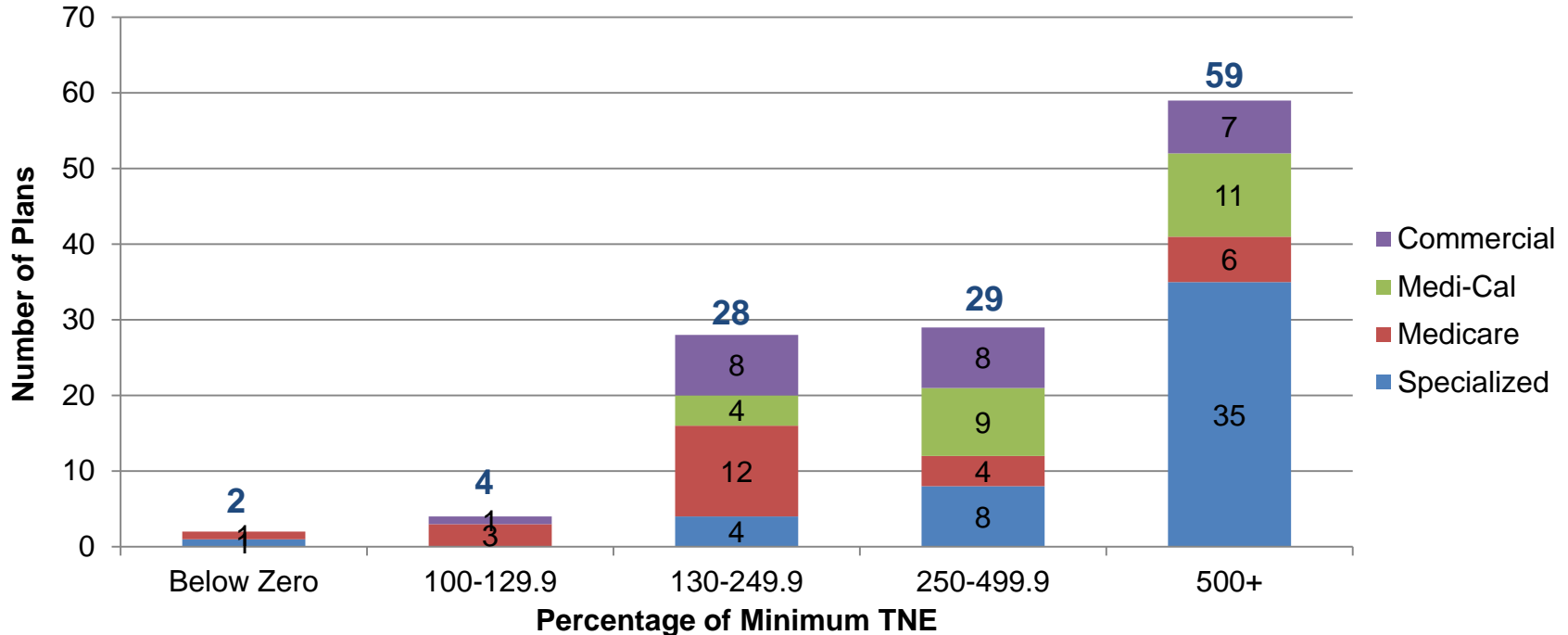
Quarter Ending	12/31/13	12/31/14	12/31/15	QE 12/31/16 and ME 1/31/17
Number of Plans	1-FS	1-FS	1-FS	1-FS 2-Spec
Covered Lives	2,745	2,539	2,130	64,322
Plan(s)	Premier Health Plan	Premier Health Plan	Premier Health Plan	Providence Health Network WellCall, Inc. For Eyes Vision Plan, Inc.

FS=Full Service
Spec=Specialized

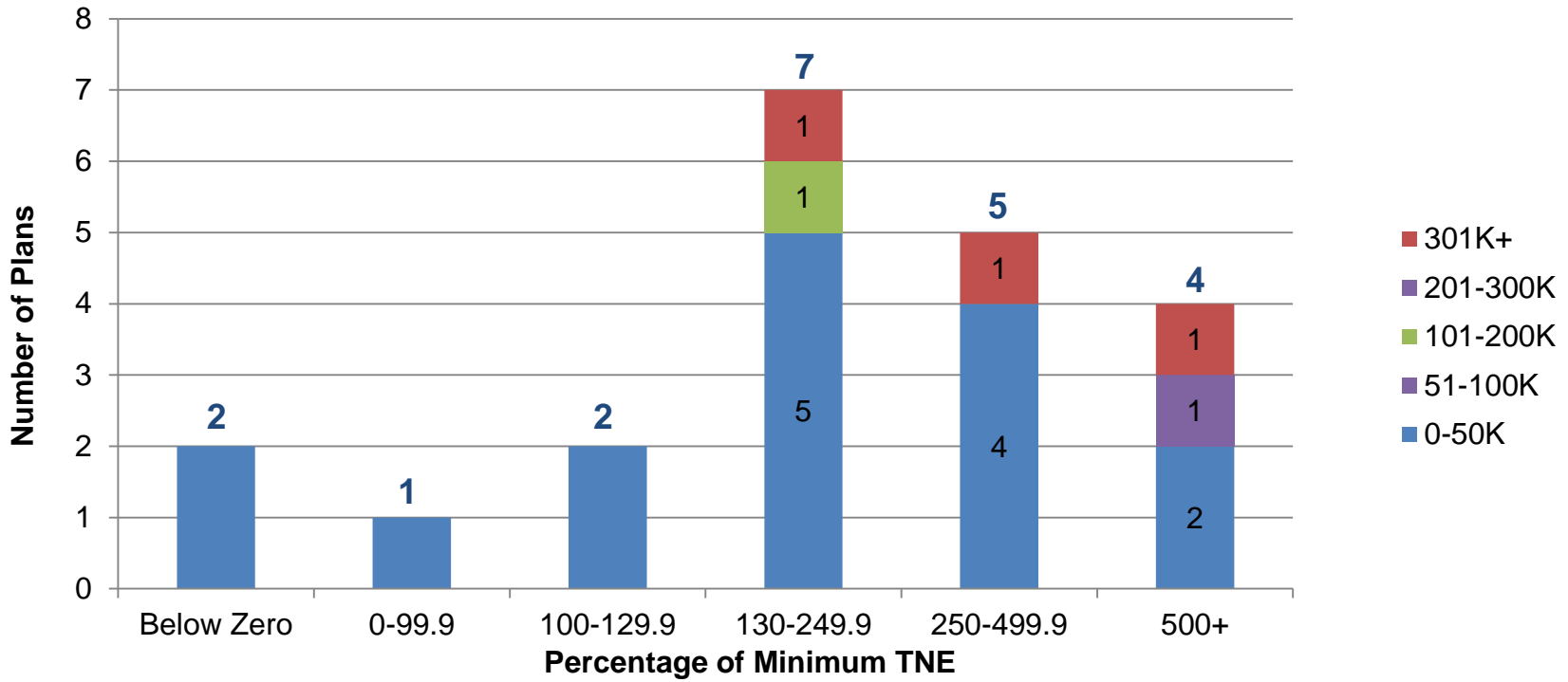
Tangible Net Equity of All Plans by Enrollment as of December 31, 2016



Tangible Net Equity of All Plans by Line of Business as of December 31, 2016

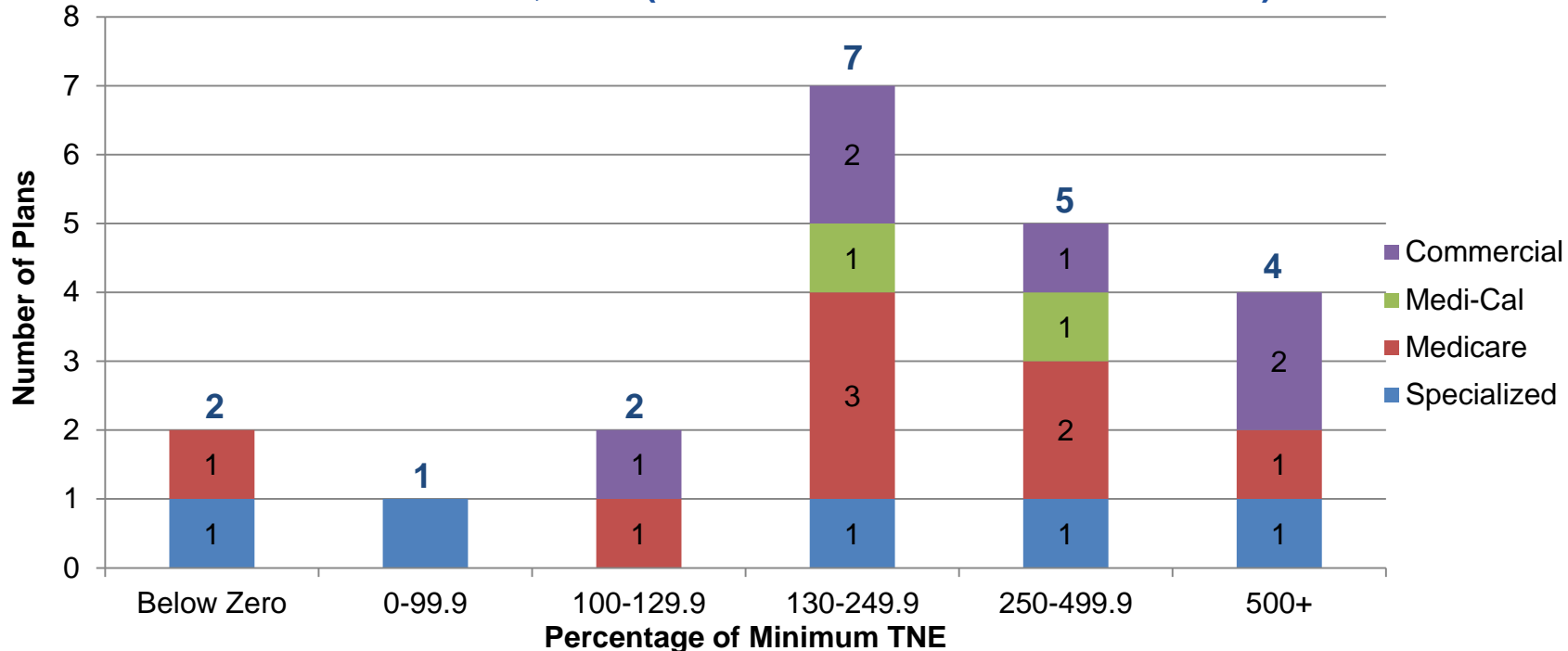


Tangible Net Equity of Closely Monitored Plans by Enrollment as of March 17, 2017(QE 12/31/2016 and ME 1/31/2017)



Tangible Net Equity of Closely Monitored Plans by Line of Business

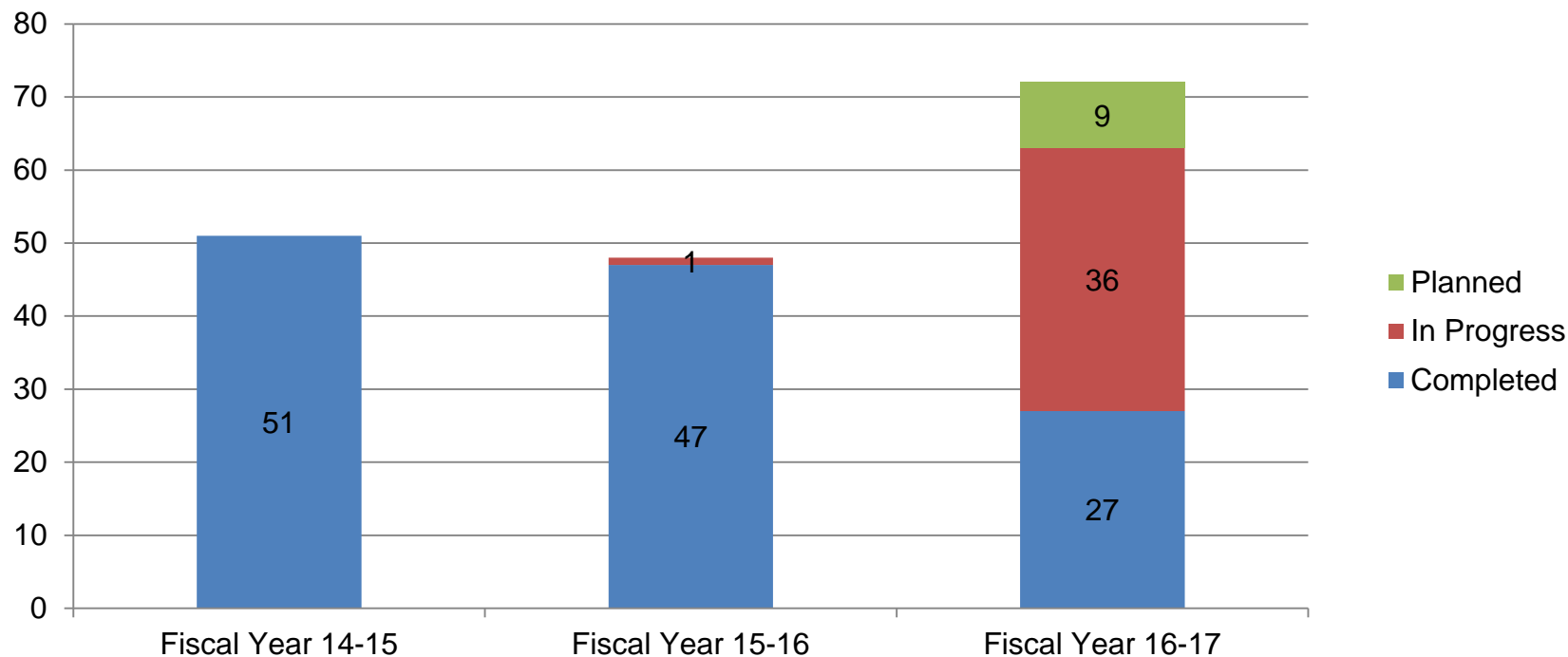
as of March 17, 2017(QE 12/31/2016 and ME 1/31/2017)



Corrective Action Plans

CAP	Total
Pending Approval	6
In Progress	22
Total	28

Number of Examinations



Questions